

<b>WARRANT 2020-10</b>				
<b>CAPITAL DEVELOPMENT FUND ACCOUNT</b>				
<b>ACCT</b>	<b>ORG</b>			
3-73200	3-73210	<b>Stanley Consultants</b>		<b>\$ 53,466.14</b>
		a. Construction Services	\$ 42,806.46	
		b. Design Services	\$ 10,659.68	
3-73200	3-73260	<b>TPB Professional Consulting Invoice</b>		<b>\$ 450.00</b>
		<b>CAPITAL DEVELOPMENT FUND TOTAL</b>		<b>\$ 53,916.14</b>
<b>ANNUAL OPERATING FUND ACCOUNT</b>				
<b>ACCT</b>	<b>ORG</b>			
1-52200	1-52220	<b>Automated Control Services (Auto Alarm Dialer) Invoice 4730</b>		<b>\$ 6,744.00</b>
1-52300	1-52350	<b>Amalgamated (IEPA Loan Repayment #2) - WIRE PAYMENT</b>		<b>\$ 2,330,185.82</b>
1-82600	1-82620	<b>Amalgamated (Semi Annual Bond Payment) - Wire</b>		<b>\$ 518,675.00</b>
1-52300	1-52320	<b>AT&amp;T Service - Landline Charges</b>		<b>\$ 96.82</b>
		a. Aug-Sept Charges (Adv. Payment)	\$ 96.82	
1-52200	1-52230	<b>BKS IT Services</b>		<b>\$ 2,315.78</b>
		Invoice B10884	\$ 1,590.78	
		Install Backup Win 911	\$ 725.00	
1-52100	1-52120	<b>Cedar Side Investments - Deputy Commission Clerk (Sept)</b>		<b>\$ 310.00</b>
1-52200	1-52240	<b>Chicago Metro Fire Prevention Co. Invoice 00342085</b>		<b>\$ 1,627.85</b>
1-52200	1-52240	<b>Chicago Metro Fire Prevention Co. Invoice 614609 (Oct-Dec 2020)</b>		<b>\$ 210.00</b>
1-52400	1-52410	<b>City of Evanston Water Purchased Sept 2020</b>		<b>\$ 154,457.30</b>
1-52500	1-52510	<b>ComEd</b>		<b>\$ 8,160.36</b>
		a. 7900 Nagle (9/3-10/5/2020)	\$ 5,109.26	
		b. 2551 Church (8/28-9/29/2020)	\$ 3,051.10	
1-52500	1-52520	<b>Nicor Gas</b>		<b>\$ 271.93</b>
		a. 2551 Church (9/3-10/5/2020)	\$ 128.40	
		b. 7900 Nagle (9/2-10/4/2020)	\$ 143.53	
1-52200	1-52210	<b>Village of Niles Operating Contract</b>		<b>\$ 22,818.75</b>
		a. Sept 2020 Operating Contract & Higher Julie costs	\$ 22,818.75	
1-52100	1-52110	<b>WRB,LLC Sept. 2020</b>		<b>\$ 4,900.00</b>
		<b>ANNUAL OPERATING FUND TOTAL</b>		<b>\$ 3,050,773.61</b>
<b>TOTAL WARRANT 2020-09</b>				<b>\$ 3,104,689.75</b>

APPROVED: \_\_\_\_\_ DATE: \_\_\_\_\_

CAPITAL PROJECT FUND ACCOUNT

October 2020



October 1, 2020

Subject: Invoice 37 Final for Water Transmission Main & Facilities Design  
Morton Grove – Niles Water Commission (MGNWC)

Dear MGNWC Operations Team:

Attached is the submittal of Invoice 37 Final for this contract. The hourly charges and invoice amounts for each package are summarized on attached spreadsheet to show how work by every firm of the Stanley Team links to the contract deliverables. The hours and fee amounts shown are provided for comparison with Contract Group Exhibit "B" Projected Labor and Budget spreadsheet dated June 30, 2017. The Exhibit "B" spreadsheet was prepared to determine the overall not-to-exceed project budget of \$4,459,313. The actual costs and hours for individual line items will vary from the values shown. Supplemental Agreement (SA) #s 1, 2, 3, 4, 5 and 6 in the total amount of \$1,782,193 have been approved for a revised billing limit of \$6,241,506 and remaining balance of \$531.

Please note the following:

1. Invoices 1 to 36 have all been paid in full. Refer to attached Table 1 Invoice Log for a summary of invoicing and payments received.

Please direct questions and comments on invoices to me at 563.264.6453 or GustafsonShawn@StanleyGroup.com.

Sincerely,

Stanley Consultants, Inc.

A handwritten signature in blue ink that reads 'Shawn D. Gustafson'.

Shawn D. Gustafson, PE PMP  
Senior Project Manager



**Stanley Consultants INC**

8501 West Higgins Road, Suite 730  
Chicago, IL 60631-2801

Morton Grove-Niles Water Commission  
Village of Niles Village Hall  
1000 Civic Center Drive  
Niles, IL 60714

October 1, 2020

Project No: 27793.01.00  
Invoice No: 0226095

<b>Invoice Total</b>	<b>\$ 10,659.68</b>
----------------------	---------------------

Attention: Accounts Payable  
For: MGNWC Transmission Main & Facilities Design

**Professional Services Through September 26, 2020**

Task	Task Name	Deliverable	Total Hours		Total Fee		Hourly Fee	Invoice Hours	Employee Total	Deliverable Total	
			Name	Position							
<b>M.1</b>	<b>General Expenses (Stanley)</b>				\$	12,419					
EXP	Travel Expense (Agency Visits), Mailing, Reproduction, and Misc.								0%	\$ -	
<b>A</b>	<b>Project Mgmt, Admin &amp; Assistance (Stanley)</b>		4,382.0		\$	750,373					
01A	<b>Revenue Adjustment</b>									\$ (4,789.14)	
01A	Deliverable MTGS1 - Meetings		299.0		\$	49,516					
01A	Deliverable PA001 - Project Assistance		868.0		\$	133,019					
01A	Deliverable PM001 - Project Mgmt		1,237.0		\$	207,788					
		Project Management, Project Cost and Schedule Control.	Gustafson, Shawn		Project Manager	\$ 71.15	2.0	\$ 142.30			
						3.15 times	0%	0%		\$ 448.25	
01A	Deliverable PRMT1 - Permit Mgmt		219.0		\$	36,120					
	<b>Deliverable PKG2A - Project Mgmt &amp; Assistance</b>		1,631.0		\$	291,630					
		Design Services During Construction	Colby, Michael		Civil Engineer	\$ 31.59	4.5	\$ 142.16			
			Kennedy, Jean		Admin Assistant	\$ 27.93	1.0	\$ 27.93			
			Lesak, Grant		Civil Engineer	\$ 31.25	48.5	\$ 1,515.63			
			Stephens, Katherine		Civil Engineer	\$ 36.83	0.5	\$ 18.42			
						3.15 times	3%	2%		\$ 5,368.04	
	<b>Deliverable MIN2A - Minimum Benefit PM</b>		128.0		\$	32,300					
		Design Services During Construction	Thomas, Lawrence		Project Manager	\$ 80.02	11.5	\$ 920.23			
						3.15 times	9%	9%		\$ 2,898.72	
<b>F</b>	<b>Intermediate Pump Station, Contract 6</b>		2,203.0		\$	324,253					
	<b>Deliverable PKG1F - Contract 6 Design</b>		1,797.0		\$	258,038					
	<b>Deliverable PKG2F - Contract 6 DSDC</b>		406.0		\$	66,215					
01F	Intermediate Pump Station	Design Services During Construction	Jackson, Dwayne		Designer	\$ 35.87	40.0	\$ 1,434.80			
						3.15 times	10%	7%		\$ 4,519.62	
<b>G</b>	<b>Nagle Avenue Pump Station, Contract 7</b>		2,883.0		\$	430,062					
	<b>Deliverable PKG1G - Contract 7 Design</b>		2,355.0		\$	343,574					
	<b>Deliverable PKG2G - Contract 7 DSDC</b>		528.0		\$	86,488					
01G	Nagle Ave Pump Station	Design Services During Construction									
						3.15 times	0%	0.0	0%	\$ -	
<b>H</b>	<b>MGNWC Standpipe, Contract 8</b>		834.0		\$	133,384					
	<b>Deliverable PKG1H - Contract 8 Design</b>		396.0		\$	57,392					
	<b>Deliverable PKG2H - Contract 8 DSDC</b>		438.0		\$	75,992					
01H	Standpipe	Design Services During Construction									
						3.15 times	0%	0.0	0%	\$ -	
<b>I</b>	<b>General Civil Design</b>		1,354.0		\$	179,598					
	<b>Deliverable FOPT1 - Contract 9 DSDC</b>		157.0		\$	26,708					
<b>J</b>	<b>Materials Procurement, Contract 5</b>		324.0		\$	39,824					
01J	PKG1J	Design				3.15 times	0%	0.0	0%	\$ -	
<b>K</b>	<b>Project Bidding</b>		304.0		\$	47,450					
01K	PKG1K	Design				3.15 times	0%	0.0	0%	\$ -	
<b>L</b>	<b>Public Information Program</b>		144.0		\$	13,904					
01L	PKG1L	Design				3.15 times	0%	0.0	0%	\$ -	
<b>N</b>	<b>Nagle Avenue SW Detention &amp; 20" WM</b>		28.0		\$	4,860					
01N	PKG1N	Design				3.15 times	0%	0.0	0%	\$ -	
	<b>Subtotal (Stanley)</b>		12,613.0		\$	1,962,835		1%	106.00	0%	\$ 8,445.49

Subconsultants		Total Hours	Total Fee	Invoice Hours		Invoice Amount
<b>B</b>	<b>East 30" Transmission Main Package - Applied Technologies</b>	<b>6,513.0</b>	<b>\$ 881,827</b>			
	Contract 1 Design	5,213.0	\$ 709,453			
	Contract 1 DSDC	1,300.0	\$ 172,374			
SUB1A	Design Services During Construction			0%	0%	
<b>C</b>	<b>West 30" Transmission Main Package - Ciorba</b>	<b>5,445.0</b>	<b>\$ 711,441</b>			
	Contract 2 Design	4,787.0	\$ 619,697			
	Contract 2 DSDC	658.0	\$ 91,744			
SUB2A	Design Services During Construction			0%	0.0	0% \$ -
<b>D</b>	<b>20" Transmission Main Package - Strand</b>	<b>7,596.0</b>	<b>\$ 1,080,027</b>			
	Contract 3 Design	5,577.0	\$ 785,194			
	Contract 3 DSDC	2,019.0	\$ 294,834			
SUB3A	Design Services During Construction			1%	14.0	1% \$ 2,051.65
<b>E</b>	<b>Existing 20" Transmission Main Maintenance - Robinson</b>	<b>2,500.0</b>	<b>\$ 378,870</b>			
	Contract 4 Design	1,958.0	\$ 300,254			
	Contract 4 DSDC	542.0	\$ 78,616			
SUB4A	Design Services During Construction			0%	0.0	0% \$ -
M.2	Survey and Geotechnical Expenses - Robinson		\$ 730,605			
M.4	Easement Identification & Acquisitions Assistance - Robinson		\$ 131,275			
<b>F &amp; G</b>	<b>Pump Stations - Knight</b>	<b>2,412.0</b>	<b>\$ 278,088</b>			
	Contract 6 & 7 Design	1,626.0	\$ 181,680			
	Contract 6 & 7 DSDC	786.0	\$ 96,408			
SUB5A	Design Services During Construction			0%	1.5	0% \$ 162.54
M.5	Land Acquisition Expenses - Santacruz		\$ 77,188			
M.3	Corrosion Survey Expenses - Corrpro		\$ 8,600			
M.7	Radio Study Expenses - TCIC		\$ 750			
Subtotal (Subconsultants)		24,466.0	\$ 4,278,671			
			0%	15.50	0%	\$ 2,214.19
<b>Project Totals</b>		<b>37,079.0</b>	<b>\$ 6,241,506</b>			
			0%	121.50	0%	\$ 10,659.68

Billing Limits	Current	Prior	To-Date
Total Billings	\$ 10,659.68	\$ 6,230,315.59	\$ 6,240,975.27 100%
Limit			\$ 4,459,313.00
Supplemental Agreement No. 1			\$ 84,370.00
Supplemental Agreement No. 2			\$ 210,402.00
Supplemental Agreement No. 3			\$ 300,734.00
Supplemental Agreement No. 4			\$ 794,715.00
Supplemental Agreement No. 5			\$ 277,582.00
Supplemental Agreement No. 6			\$ 114,390.00
Revised Limit			\$ 6,241,506.00
Remaining			\$ 530.73

**TOTAL THIS INVOICE** \$ 10,659.68



October 1, 2020

Project No:

27793.01.00

**Job-to-Date Invoice Summary**

Professional Services Through September 26, 2020

Task	Task Name	Deliverable	Total Hours	Total Fee	% Hours	JTD Hours	% Fee	JTD Fee
M.1	General Expenses (Stanley)			\$ 12,419		Quantity	S/Unit	
EXP							86%	\$ 10,706.97
<b>A</b>	<b>Project Mgmt. Admin &amp; Assistance (Stanley)</b>		<b>4,382.0</b>	<b>\$ 750,373</b>				
01A	Revenue Adjustment							\$ (31,431.79)
	Invoice Rates Credit (Stanley)							
01A	Deliverable MTGS1 - Meetings		299.0	\$ 49,516				
					134%	400.5	134%	\$ 66,345.83
01A	Deliverable PA001 - Project Assistance		868.0	\$ 133,019				
					142%	1,229.5	115%	\$ 152,316.44
01A	Deliverable PM001 - Project Mgmt		1,237.0	\$ 207,788				
					80%	986.5	104%	\$ 215,331.26
01A	Deliverable PRMT1 - Permit Mgmt		219.0	\$ 36,120				
					120%	263.5	81%	\$ 29,107.69
	Deliverable PKG2A - Project Mgmt & Assistance		1,631.0	\$ 291,630				
01A					84%	1,369.5	72%	\$ 209,282.17
	Deliverable MIN2A - Minimum Benefit PM		128.0	\$ 32,300				
01A					186%	238.0	186%	\$ 59,990.99
<b>F</b>	<b>Intermediate Pump Station, Contract 6</b>		<b>2,203.0</b>	<b>\$ 324,253</b>				
	Deliverable PKG1F - Contract 6 Design		1,797.0	\$ 258,038				
01F					131%	2,352.5	119%	\$ 307,318.69
	Deliverable PKG2F - Contract 6 DSDC		406.0	\$ 66,215				
01F					93%	378.0	74%	\$ 48,926.33
<b>G</b>	<b>Nagle Avenue Pump Station, Contract 7</b>		<b>2,883.0</b>	<b>\$ 430,062</b>				
	Deliverable PKG1G - Contract 7 Design		2,355.0	\$ 343,574				
01G					122%	2,868.5	108%	\$ 370,436.63
	Deliverable PKG2G - Contract 7 DSDC		528.0	\$ 86,488				
01G					114%	604.5	96%	\$ 82,954.41
<b>H</b>	<b>MGNWC Standpipe, Contract 8</b>		<b>834.0</b>	<b>\$ 133,384</b>				
	Deliverable PKG1H - Contract 8 Design		396.0	\$ 57,392				
01H					116%	458.0	108%	\$ 61,895.08
	Deliverable PKG2H - Contract 8 DSDC		438.0	\$ 75,992				
01H					29%	126.5	27%	\$ 20,312.23
<b>I</b>	<b>General Civil Design</b>		<b>1,354.0</b>	<b>\$ 179,598</b>				
01I					103%	1,390.5	101%	\$ 180,733.63
	Deliverable PKG2I - Contract 9 DSDC		157.0	\$ 26,708				
01I					12%	19.5	8%	\$ 2,127.10
<b>J</b>	<b>Materials Procurement, Contract 5</b>		<b>324.0</b>	<b>\$ 39,824</b>				
01J					36%	117.5	44%	\$ 17,678.24
<b>K</b>	<b>Project Bidding</b>		<b>304.0</b>	<b>\$ 47,450</b>				
01K					373%	1,133.5	265%	\$ 125,769.93
<b>L</b>	<b>Public Information Program</b>		<b>144.0</b>	<b>\$ 13,904</b>				
01L					34%	49.0	35%	\$ 4,860.45
<b>N</b>	<b>Nagle Avenue SW Detention &amp; 20" WM</b>		<b>28.0</b>	<b>\$ 4,860</b>				
01N					148%	41.5	106%	\$ 5,168.11
	<b>Subtotal (Stanley)</b>		<b>12,613.0</b>	<b>\$ 1,962,835</b>				
					<b>111%</b>	<b>14,027.0</b>	<b>99%</b>	<b>\$ 1,939,830.39</b>

## Job-to-Date Invoice Summary

Professional Services Through September 26, 2020

Subconsultants		Total Hours	Total Fee/	JTD Hours	% Fee	JTD Fee
<b>B</b>	<b>East 30" Transmission Main Package - Applied Technologies</b>	<b>6,513.0</b>	<b>\$ 881,827</b>			
	<b>Contract 1 Design</b>	<b>5,213.0</b>	<b>\$ 709,453</b>			
SUB01	East Segment 30" Transmission Main, Contract 1		105%	5,468.0	100%	\$ 709,452.86
	<b>Contract 1 DSDC</b>	<b>1,300.0</b>	<b>\$ 172,374</b>			
SUB1A	Design Services During Construction		95%	1,239.5	82%	\$ 141,282.81
<b>C</b>	<b>West 30" Transmission Main Package - Ciorba</b>	<b>5,445.0</b>	<b>\$ 711,441</b>			
	<b>Contract 2 Design</b>	<b>4,787.0</b>	<b>\$ 619,697</b>			
SUB02	West Segment 30" Transmission Main, Contract 2		106%	5,076.0	100%	\$ 619,697.35
	<b>Contract 2 DSDC</b>	<b>658.0</b>	<b>\$ 91,744</b>			
SUB2A	Design Services During Construction		96%	629.0	90%	\$ 82,538.12
<b>D</b>	<b>20" Transmission Main Package - Strand</b>	<b>7,106.0</b>	<b>\$ 1,080,027</b>			
	<b>Contract 3 Design</b>	<b>5,577.0</b>	<b>\$ 785,194</b>			
SUB03	20" Transmission Main, Contract 3		106%	5,920.0	100%	\$ 785,193.35
	<b>Contract 3 DSDC</b>	<b>1,529.0</b>	<b>\$ 294,834</b>			
SUB3A	Design Services During Construction		156%	2,386.75	108%	\$ 318,921.63
<b>E</b>	<b>Existing 20" Transmission Main Maintenance - Robinson</b>	<b>2,500.0</b>	<b>\$ 378,870</b>			
	<b>Contract 4 Design</b>	<b>1,958.0</b>	<b>\$ 291,496</b>			
SUB04	Existing 20" Transmission Main Maintenance, Contract 4		105%	2,048.5	100%	\$ 291,496.00
	<b>Contract 4 DSDC</b>	<b>542.0</b>	<b>\$ 87,374</b>			
SUB4A	Design Services During Construction		50%	269.25	59%	\$ 51,183.45
<b>M.2</b>	<b>Survey and Geotechnical Expenses - Robinson</b>		<b>\$ 730,605</b>			
SUB04	Survey and Geotechnical Expenses (Robinson)				100%	\$ 730,605.20
<b>M.4</b>	<b>Easement Identification &amp; Acquisitions Assistance - Robinson</b>		<b>\$ 131,275</b>			
SUB04	Easement Identification & Acquisitions Expenses				100%	\$ 131,275.00
<b>F &amp; G</b>	<b>Pump Stations - Knight</b>	<b>2,412.0</b>	<b>\$ 278,088</b>			
	<b>Contracts 6 &amp; 7 Design</b>	<b>1,626.0</b>	<b>\$ 181,680</b>			
SUB05	Pump Stations, Contracts 6 and 7		89%	1,452.5	100%	\$ 181,680.38
	<b>Contracts 6 &amp; 7 DSDC</b>	<b>786.0</b>	<b>\$ 96,408</b>			
SUB5A	Design Services During Construction		183%	1,436.5	178%	\$ 171,281.23
<b>M.6</b>	<b>Environmental Services - Knight</b>		<b>\$ -</b>			
SUB05	Environmental Service Expenses					\$ -
<b>M.5</b>	<b>Land Acquisition Expenses - Santacruz</b>		<b>\$ 77,188</b>			
SUB06	Land Acquisition Expenses				100%	\$ 77,187.50
<b>M.3</b>	<b>Corrosion Survey Expenses - Corrpro</b>		<b>\$ 8,600</b>			
SUB07	Corrosion Survey Expenses				100%	\$ 8,600.00
<b>M.7</b>	<b>Radio Study Expenses - TCIC</b>		<b>\$ 750</b>			
SUB08	Radio Study Expenses				100%	\$ 750.00
<b>Subtotal (Subconsultants)</b>		<b>23,976.0</b>	<b>\$ 4,278,671</b>			
			<b>108%</b>	<b>25,926.00</b>	<b>101%</b>	<b>\$ 4,301,144.88</b>
<b>Project Totals</b>		<b>36,589.0</b>	<b>\$ 6,241,506</b>			
			<b>109%</b>	<b>39,953.00</b>	<b>100%</b>	<b>\$ 6,240,975.27</b>

### Job-to-Date Invoice Summary

Professional Services Through September 26, 2020

Agreement	Fee	Hours	Invoice	Amount
Base Contract	\$ 4,459,313	4,246.00	1	\$ 779,002.95
SA #1	\$ 84,370	2,293.50	2	\$ 584,899.18
SA #2	\$ 210,402	7,778.75	3	\$ 1,121,406.80
SA #3	\$ 300,734	5,405.75	4	\$ 793,901.99
SA #4	\$ 794,715	4,735.00	5	\$ 625,638.08
SA #5	\$ 277,582	1,334.50	6	\$ 169,757.57
SA #6	\$ 114,390	1,098.25	7	\$ 208,538.53
		1,885.00	8	\$ 251,052.54
		1,386.75	9	\$ 186,866.89
		1,269.00	10	\$ 160,493.71
		1,229.00	11	\$ 170,895.07
		789.00	12	\$ 101,526.44
		394.25	13	\$ 195,584.42
		573.00	14	\$ 78,672.48
		331.25	15	\$ 56,243.39
		289.50	16	\$ 48,565.03
		438.75	17	\$ 68,526.52
		1,443.00	18	\$ 182,275.98
		378.00	19	\$ 69,596.90
		197.25	20	\$ 32,408.23
		285.00	21	\$ 42,856.51
		150.25	22	\$ 20,810.19
		508.50	23	\$ 59,662.18
		127.25	24	\$ 17,460.84
		153.00	25	\$ 22,975.64
		40.50	26	\$ 8,095.07
		606.50	27	\$ 79,872.15
		33.00	28	\$ 8,614.73
		32.75	29	\$ 6,844.00
		79.00	30	\$ 17,619.36
		24.50	31	\$ 6,637.57
		28.75	32	\$ 4,942.55
		75.50	33	\$ 13,996.92
		26.00	34	\$ 6,957.77
		86.00	35	\$ 15,103.40
		79.50	36	\$ 12,014.01
		121.50	37	\$ 10,659.68
Limit	\$ 6,241,506	39,953.00		\$ 6,240,975.27
Balance				\$ 530.73




TABLE 1 - INVOICE LOG

MGNWC Transmission Main & Facilities Project

#	Invoice No.	Total Amount	Credit Applied	Invoice Total	Reporting Period End	Invoice Date	Amount Paid	Payment Date	Balance Due	SA Amount	NTE Amount	NTE Balance	Notes
1	0197803	\$ 779,002.95	\$ -	\$ 779,002.95	07/22/17	08/01/17	\$ 779,002.95	09/13/17	\$ -	\$ -	\$ 4,459,313	\$ 3,680,310	
2	0198546	\$ 584,899.18	\$ -	\$ 584,899.18	07/29/17	09/01/17	\$ 584,899.18	10/19/17	\$ -	\$ -	\$ 4,459,313	\$ 3,095,411	
3	0198700	\$ 1,121,406.80	\$ -	\$ 1,121,406.80	09/02/17	09/13/17	\$ 1,223,802.48	12/01/17	\$ (102,395.68)	\$ -	\$ 4,459,313	\$ 1,974,004	Overpayment
4	0199609	\$ 793,901.99	\$ -	\$ 793,901.99	09/30/17	10/12/17	\$ 793,901.99	12/01/17	\$ -	\$ -	\$ 4,459,313	\$ 1,180,102	
5	0200609	\$ 625,638.08	\$ -	\$ 625,638.08	10/28/17	11/20/17	\$ 84,370.00	01/04/18	\$ (15,902.57)	\$ -	\$ 4,459,313	\$ 554,464	SA #1 advance Includes SA #2 advance
6	0201157	\$ 169,757.57	\$ -	\$ 169,757.57	12/02/17	12/14/17	\$ 169,757.57	02/06/18	\$ -	\$ 84,370	\$ 4,543,683	\$ 469,076	SA #1
7	0202063	\$ 208,538.53	\$ (108,184.29)	\$ 100,354.24	12/30/17	01/17/18	\$ 109,111.86	02/06/18	\$ 99,426.67	\$ -	\$ 4,543,683	\$ 260,538	
8	0203247	\$ 251,052.54	\$ (18,871.58)	\$ 232,180.96	01/27/18	02/28/18	\$ 232,180.96	05/07/18	\$ 18,871.58	\$ 511,136	\$ 5,054,819	\$ 520,621	SA #s 2 and 3
9	0204239	\$ 186,866.89	\$ -	\$ 186,866.89	03/03/18	04/04/18	\$ 186,886.89	05/31/18	\$ (20.00)	\$ 794,715	\$ 5,849,534	\$ 1,128,469	SA #4
10	0204783	\$ 160,493.71	\$ -	\$ 160,493.71	03/31/18	04/27/18	\$ 160,493.71	05/31/18	\$ -	\$ -	\$ 5,849,534	\$ 967,976	
11	0205630	\$ 170,895.07	\$ -	\$ 170,895.07	04/28/18	05/25/18	\$ 170,895.07	06/29/18	\$ -	\$ -	\$ 5,849,534	\$ 797,081	
12	0206535	\$ 101,526.44	\$ -	\$ 101,526.44	06/02/18	06/29/18	\$ 101,526.44	08/02/18	\$ -	\$ -	\$ 5,849,534	\$ 695,554	
13	0207145	\$ 195,584.42	\$ -	\$ 195,584.42	06/30/18	07/26/18	\$ 195,584.42	08/28/18	\$ -	\$ -	\$ 5,849,534	\$ 499,970	
14	0207850	\$ 78,672.48	\$ -	\$ 78,672.48	07/28/18	08/28/18	\$ 78,672.48	10/05/18	\$ -	\$ -	\$ 5,849,534	\$ 421,297	
15	0208441	\$ 56,243.39	\$ -	\$ 56,243.39	09/01/18	09/25/18	\$ 56,243.39	10/30/18	\$ -	\$ -	\$ 5,849,534	\$ 365,054	
16	0209405	\$ 48,565.03	\$ -	\$ 48,565.03	09/29/18	10/24/18	\$ 48,565.03	12/03/18	\$ -	\$ -	\$ 5,849,534	\$ 316,489	
17	0210099	\$ 68,526.52	\$ -	\$ 68,526.52	10/27/18	11/27/18	\$ 68,526.52	01/21/19	\$ -	\$ 277,582	\$ 6,127,116	\$ 525,544	SA #5
18	0210822	\$ 182,275.98	\$ -	\$ 182,275.98	12/01/18	12/20/18	\$ 182,275.98	01/30/19	\$ -	\$ -	\$ 6,127,116	\$ 343,268	
19	0211720	\$ 69,596.90	\$ (20.00)	\$ 69,576.90	12/29/18	01/24/19	\$ 69,576.90	03/14/19	\$ -	\$ -	\$ 6,127,116	\$ 273,672	
20	0212509	\$ 32,408.23	\$ -	\$ 32,408.23	01/26/19	02/26/19	\$ 32,408.23	04/16/19	\$ -	\$ -	\$ 6,127,116	\$ 241,263	
21	0213199	\$ 42,856.51	\$ -	\$ 42,856.51	03/02/19	03/27/19	\$ 42,856.51	05/02/19	\$ -	\$ -	\$ 6,127,116	\$ 198,407	
22	0213773	\$ 20,810.19	\$ -	\$ 20,810.19	03/30/19	04/22/19	\$ 20,810.19	05/30/19	\$ -	\$ -	\$ 6,127,116	\$ 177,597	
23	0214439	\$ 59,662.18	\$ -	\$ 59,662.18	04/27/19	05/16/19	\$ 59,662.18	07/09/19	\$ -	\$ -	\$ 6,127,116	\$ 117,934	
24	0215243	\$ 17,460.84	\$ -	\$ 17,460.84	06/01/19	06/20/19	\$ 17,460.84	08/06/19	\$ -	\$ -	\$ 6,127,116	\$ 100,474	
25	0215982	\$ 22,975.64	\$ -	\$ 22,975.64	06/29/19	07/22/19	\$ 22,975.64	08/29/19	\$ -	\$ -	\$ 6,127,116	\$ 77,498	
26	0216663	\$ 8,095.07	\$ -	\$ 8,095.07	07/27/19	08/22/19	\$ 8,095.07	10/03/19	\$ -	\$ -	\$ 6,127,116	\$ 69,403	
27	0217434	\$ 79,872.15	\$ -	\$ 79,872.15	08/31/19	09/24/19	\$ 79,872.15	11/27/19	\$ -	\$ 114,390	\$ 6,241,506	\$ 103,921	SA #6
28	0218230	\$ 8,614.73	\$ -	\$ 8,614.73	09/28/19	10/23/19	\$ 8,614.73	11/27/19	\$ -	\$ -	\$ 6,241,506	\$ 95,306	
29	0218919	\$ 6,844.00	\$ -	\$ 6,844.00	10/26/19	11/20/19	\$ 6,844.00	12/27/19	\$ -	\$ -	\$ 6,241,506	\$ 88,462	
30	0219636	\$ 17,619.36	\$ -	\$ 17,619.36	11/30/19	12/19/19	\$ 17,619.36	03/06/20	\$ -	\$ -	\$ 6,241,506	\$ 70,843	
31	0220354	\$ 6,637.57	\$ -	\$ 6,637.57	12/28/19	01/20/20	\$ 6,637.57	02/10/20	\$ -	\$ -	\$ 6,241,506	\$ 64,205	
32	0220940	\$ 4,942.55	\$ -	\$ 4,942.55	01/25/20	02/18/20	\$ 4,942.55	05/12/20	\$ -	\$ -	\$ 6,241,506	\$ 59,263	
33	0221667	\$ 13,996.92	\$ -	\$ 13,996.92	02/29/20	03/24/20	\$ 13,996.92	05/12/20	\$ -	\$ -	\$ 6,241,506	\$ 45,266	
34	0222282	\$ 6,957.77	\$ -	\$ 6,957.77	03/28/20	04/17/20	\$ 6,957.77	05/12/20	\$ (15,103.40)	\$ -	\$ 6,241,506	\$ 38,308	Overpayment
35	0222965	\$ 15,103.40	\$ (15,103.40)	\$ -	04/25/20	05/18/20	\$ 15,103.40	05/12/20	\$ -	\$ -	\$ 6,241,506	\$ 23,204	
36	0223567	\$ 12,014.01	\$ -	\$ 12,014.01	05/30/20	06/10/20	\$ 12,014.01	07/28/20	\$ -	\$ -	\$ 6,241,506	\$ 11,190	
37	0226095	\$ 10,659.68	\$ -	\$ 10,659.68	09/26/20	10/01/20	\$ -		\$ 10,659.68	\$ -	\$ 6,241,506	\$ 531	
<b>TOTALS</b>		<b>\$ 6,240,975.27</b>	<b>\$ (142,179.27)</b>	<b>\$ 6,098,796.00</b>			<b>\$ 6,230,315.59</b>		<b>\$ 10,659.68</b>	<b>\$ 1,782,193</b>	<b>\$ 6,241,506</b>	<b>\$ 531</b>	

99.99%

99.82%



**Cost Plus Fixed Fee  
Direct Cost Summary  
for Period**

Firm Name ROBINSON ENGINEERING, LTD.

From: 08/01/20 To: 08/28/20

Local Agency MGNWC

Invoice No. 24

Section \_\_\_\_\_

Job No. \_\_\_\_\_

Work Order No. \_\_\_\_\_

Project 17-R0650

County Cook

Item	Max Allowable Rate	Rate	Quantity	Total	Remarks
Overtime Premium (See Personnel Summary)				\$0.00	
Mileage					
VEHICLE DAYS	\$65.00	\$65.00	18.00	\$1,170.00	
<b>Total for period</b>				<b>\$1,170.00</b>	



**LOCAL AGENCY COST PLUS FIXED FEE  
INVOICE**

Date: 09/26/20 Invoice No. 30  
Work Order No. 1

To: Morton Grove-Niles Water Commission  
Village of Niles Village Hall  
1000 Civic Center Drive  
Niles, IL 60714  
Attn:

From: Stanley Consultants, Inc.  
Firm Address: 8501 W. Higgins Road  
Suite 730  
Chicago, IL 60631

Local Agency	<u>Morton Grove-Niles Water Commission</u>	Project		Consultant's Job Number  28218.01.00 - 0225606
Section	<u>Water Transmission Facilities Project</u>	County	<u>Cook</u>	
Job		Route		
Phase	<u>III</u>			

For Professional Services performed as set forth in the Agreement dated: \_\_\_\_\_  
& Supplemental Agreement(s) dated: \_\_\_\_\_

1) Invoice Period	From:	<u>07/26/20</u>	To:	<u>08/29/20</u>
	This Invoice	Previously Invoiced	Earned to Date	Max allowable
2) Maximum Payable				\$8,738,681.12
3) Direct Salaries - Office Work	\$6,422.67	\$412,047.16	\$418,469.83	\$834,669.14
4) Direct Salaries - Field Work	\$0.00	\$406,284.30	\$406,284.30	
5) Payroll & Overhead				
Office this invoice average	<u>156.1700%</u> <u>156.17%</u>	\$10,030.28	\$649,328.93	\$659,359.21
Field this invoice average	<u>145.6500%</u> <u>145.65%</u>	\$0.00	\$591,753.10	\$591,753.10
6) Fixed Fee = 0.7340%	\$2,501.62	\$337,869.29	\$340,370.91	\$340,820.00
7) Direct Costs Prime	\$487.50	\$219,718.58	\$220,206.08	\$221,500.00
8) Services by others				
Thomas		\$1,180,878.26	\$1,180,878.26	\$1,180,878.26
Ciorba		\$1,044,187.95	\$1,044,187.95	\$1,044,187.95
Strand		\$777,678.38	\$777,678.38	\$777,678.38
ATI		\$643,059.85	\$643,059.85	\$643,059.85
Robinson	\$20,302.00	\$863,123.14	\$883,425.14	\$918,871.73
Knight		\$623,164.22	\$623,164.22	\$623,164.22
Tecma	\$1,363.86	\$336,962.28	\$338,326.14	\$338,326.14
MSL	\$1,698.53	\$465,434.09	\$467,132.62	\$467,132.62
Morreales		\$96,389.13	\$96,389.13	\$96,389.13
9) Total invoiced for project including this invoice			<u>\$8,690,685.12</u>	
10) Previously Invoiced			<u>\$8,647,878.66</u>	
11) Payment Due this invoice			<u>\$42,806.46</u>	

I have reviewed the invoice and found it in compliance with "The Simple Guide To Consultant Payments" published on the Consultant Engineering Sharepoint site. The percent of work shown as completed on this invoice matches the attached Progress Report signed by the project engineer.

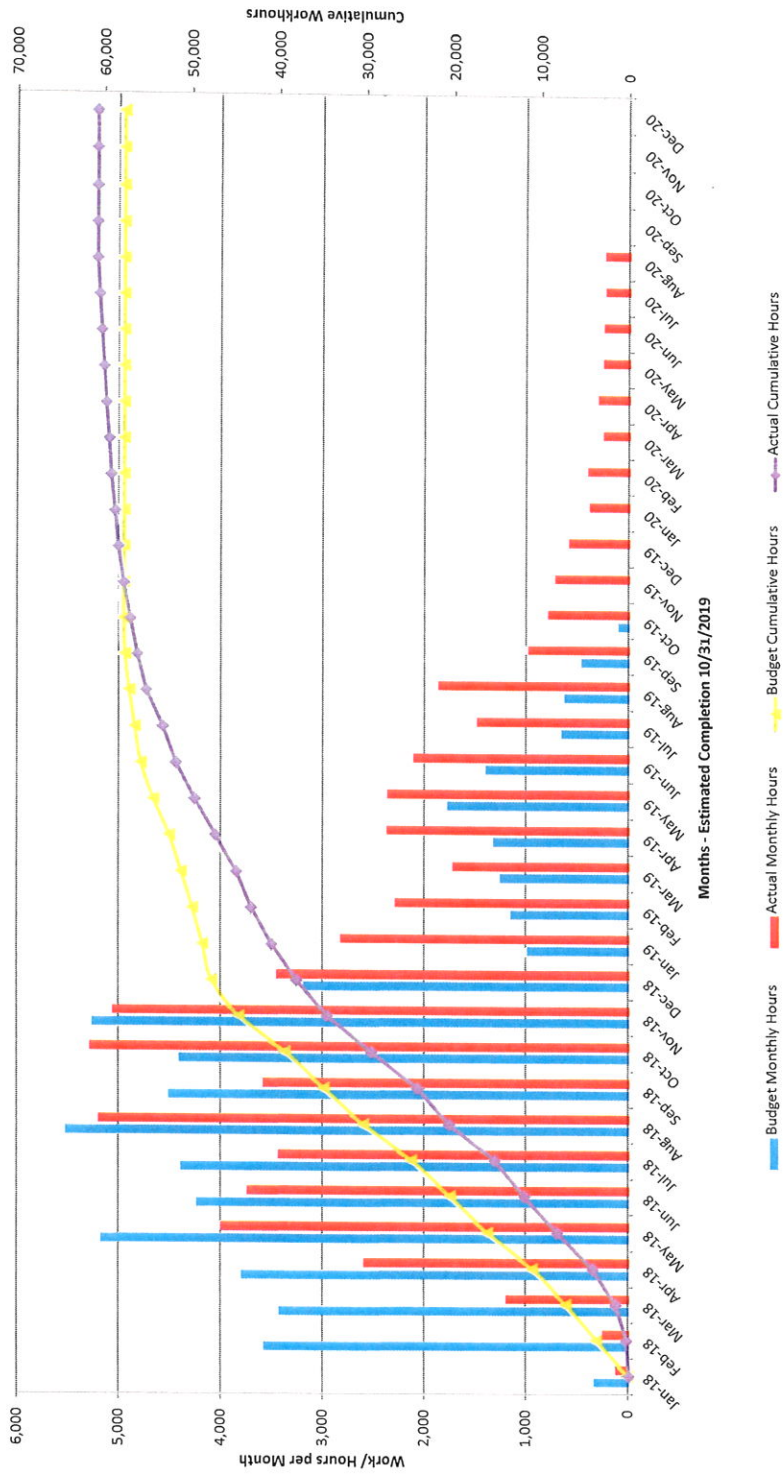
I certify the costs included in this invoice have been expended and the percent of work shown as completed on this invoice is correct. As the prime consultant, work invoices included in this invoice for work done by others were reviewed and approved.

Approved Local Agency Rep. \_\_\_\_\_ Date: \_\_\_\_\_  
Accepted By: \_\_\_\_\_ Date: \_\_\_\_\_  
Checked \_\_\_\_\_ Date: \_\_\_\_\_

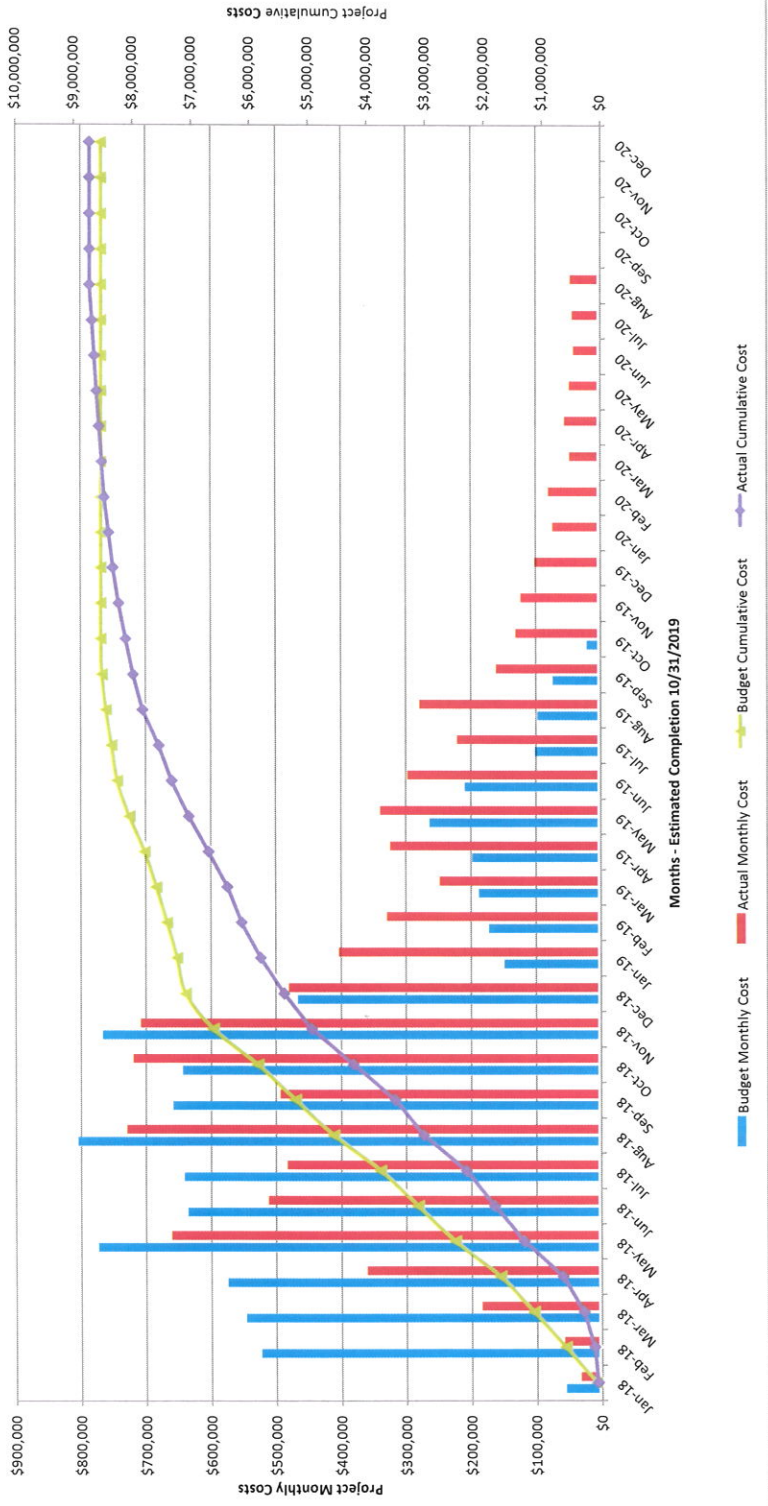
Consultant: Stanley Consultants, Inc.  
By / Date: \_\_\_\_\_  
(Name) Brend Hamilton  
(Title) Program Manager

Distribution: 3 complete packages plus 3 copies of invoice form to Local Agency.

Morton Grove Niles Water Commission  
 Water Transmission Facilities  
 Stanley Consultants Project No. 28218



Morton Grove Niles Water Commission  
 Water Transmission Facilities  
 Stanley Consultants Project No. 28218





# Engineering Progress Report

Local Agency Morton Grove-Niles Water Commission  
 Section Water Transmission Facilities Project  
 Job No. \_\_\_\_\_  
 Project No. \_\_\_\_\_  
 County Cook  
 Route \_\_\_\_\_

Date September 29, 2020  
 Month Ending August 29, 2020  
 Invoice No. 30  
 Work Order No. 1

Item	% Complete		% of Project	% of Project Complete	Date Due	Remarks
	Last Report	During This Period				
Stanley Consultants	99.0998%	0.7340%	26.6878%	26.6434%	09/01/19	
<b>Total for Prime Consultant</b>	<b>26.4476%</b>	<b>0.1959%</b>	26.6878%	26.6434%		
<b>Subconsultants</b>						
Thomas Engineering	100.0000%	0.0000%	14.3371%	14.3371%	09/01/19	
Ciorba Group	100.0000%	0.0000%	10.0007%	10.0007%	09/01/19	
Strand	100.0000%	0.0000%	9.1667%	9.1667%	09/01/19	
ATI	100.0000%	0.0000%	8.3726%	8.3726%	09/01/19	
Robinson	100.0000%	0.0000%	12.3044%	12.3044%	09/01/19	
Knight	100.0000%	0.0000%	7.3384%	7.3384%	09/01/19	
Tecma	98.4300%	1.5700%	4.7380%	4.7380%	09/01/19	
Material Solutions Laboratory	98.4850%	1.5150%	5.9185%	5.9185%	09/01/19	
Morreale Communication	100.0000%	0.0000%	1.1358%	1.1358%	09/01/19	
<b>Total for Subconsultants</b>	<b>33.5045%</b>		73.3122%	73.3122%		
<b>Total Project</b>	<b>59.9521%</b>	<b>0.1959%</b>	<b>100.0000%</b>	<b>99.9556%</b>		

(For Local Agency Use Only)

On Schedule

Behind Schedule

Comments (Use reverse side)

Signed \_\_\_\_\_  
(Project Manager/Engineer)

Submitted By Jared Hamilton

Representing Stanley Consultants, Inc.

For Subconsultant's Progress Report :

Approved By \_\_\_\_\_

Prime Consultant \_\_\_\_\_

Work this period : \_\_\_\_\_

\_\_\_\_\_

Anticipated work next period : \_\_\_\_\_

\_\_\_\_\_

Original and two copies to Local Agency  
 Copy to Consultant's File





**Cost Plus Fixed Fee  
Direct Cost Summary  
for Period**

Firm Name Stanley Consultants, Inc.

From: 07/26/20 To: 08/29/20

Local Agency Morton Grove-Niles Water Commission  
Section Water Transmission Facilities Project

Invoice No. 30

Job No. \_\_\_\_\_  
Project \_\_\_\_\_  
County Cook

Work Order No. 1

Item	Max Allowable Rate	Rate	Quantity	Total	Remarks
Overtime Premium (See Personnel Summary)				\$0.00	
Mileage		\$0.580			
Vehicle Days		\$65.00	7.50	\$487.50	
Color Copy		\$0.30			
B/W Copies		\$0.13			
Advanced Business Systems		\$30.20			
Verizon		\$140.72			
Hinckley Springs		\$11.74			
Rent		\$4,000.00			
We Mean Clean		\$135.00			
Comcast Cable		\$308.38			
Application of Overpayment		-\$5,840.86			
<b>Total for period</b>				<b>\$487.50</b>	





**Cost Plus Fixed Fee  
Personnel Summary  
for Period**

Firm Name ROBINSON ENGINEERING, LTD.

From: 08/01/20 To: 08/28/20

Local Agency MGNWC

Invoice No. 24

Section \_\_\_\_\_

Job No. \_\_\_\_\_

Work Order No. \_\_\_\_\_

Project 17-R0650

County Cook

Employee	Classification	Regular Hours	Overtime Premium Hours	Hours	Rate**	Direct Salaries Total	Premium Rate	Overtime Premium Cost
220 Aaron Fundich	Principal Engineer	10.25		10.25	\$72.10	\$739.03		
087 David Barnas	Resident Engineer 2	144.00		144.00	\$43.25	\$6,228.00		
308 Al Stefan	Sr. Project Manager				\$66.20			
181 Rich Gondek	CAD Technologist 2	1.00		1.00	\$33.00	\$33.00		
419 Amy Parker	Administrative Support	0.25		0.25	\$25.96	\$6.49		
432 Maureen Kenny-Carson	Administrative Support							
464 Olga Henderson	Administrative Support							
<b>Total Labor excluding QC/QA</b>		155.50		155.50		\$7,006.52	Total	\$0.00
<b>QC/QA</b>								
<b>Total Labor for QC/QA</b>						\$0.00		
<b>TOTAL LABOR</b>						<b>\$7,006.52</b>		



Local Agency MGNWC
Section
Job No.
Project No. 17-R0650
County Cook
Route

Date September 21, 2020
Month Ending August 28, 2020
Invoice No. 24
Work Order No.

Table with 7 columns: Item, % Complete (Last Report, During This Period), % of Project, % of Project Complete, Date Due, Remarks. Rows include Construction Observation, Total for Prime Consultant, Subconsultants (CCDD TESTING - GEOCON, etc.), Total for Subconsultants, and Total Project.

(For Local Agency Use Only)

Form with checkboxes for On Schedule, Behind Schedule, and Comments (Use reverse side). Includes a signature line for Project Manager/Engineer.

Submitted By Aaron E. Fundich, PE
Representing ROBINSON ENGINEERING, LTD.
For Subconsultant's Progress Report
Approved By [Signature]
Prime Consultant STANLEY CONSULTANTS, INC.

Work this period : Construction site meetings, construction observation; measurement of quantities; project documentation; CCDD testing and documentation

Anticipated work next period : Construction observation; measurement of quantities; project documentation

Original and two copies to Local Agency
Copy to Consultant's File



**LOCAL AGENCY COST PLUS FIXED FEE  
INVOICE**

Date: 07/15/20 Invoice No. 24  
Work Order No. \_\_\_\_\_

To: STANLEY CONSULTANTS, INC.

From: ROBINSON ENGINEERING, LTD.  
Firm Address: 17000 SOUTH PARK AVENUE  
SOUTH HOLLAND, IL 60473

Local Agency	<u>MGNWC</u>	Project	<u>17-R0650</u>	Consultant's Job Number  <u>17-R0650</u>
Section	_____	County	<u>Cook</u>	
Job	_____	Route	_____	
Phase	<u>PHASE 3 CONSTRUCTION</u>			

For Professional Services performed as set forth in the Agreement dated: \_\_\_\_\_  
& Supplemental Agreement(s) dated: \_\_\_\_\_

1) Invoice Period From: 08/01/20 To: 08/28/20

	This Invoice	Previously Invoiced	Earned to Date	Max allowable
2) Maximum Payable				\$918,871.73
3) Direct Salaries	\$7,006.52 ✓	<del>\$214,934.46</del> <i>214,038.58</i>	<del>\$221,041.00</del> <i>221,045.10</i>	\$216,533.04
4) QC/QA	\$0.00	\$0.00	\$0.00	
5) Payroll & Overhead				
this invoice	<u>173.0600%</u>			
average	<u>173.06%</u>			
5) Payroll & Overhead	\$12,125.48 ✓	<del>\$370,408.08</del> <i>370,415.15</i>	<del>\$382,533.56</del> <i>382,540.63</i>	\$466,167.53
6) Fixed Fee = 0.0000%	\$0.00 ✓	\$118,317.39 ✓	\$118,317.39 ✓	\$118,317.42
7) Direct Costs Prime	\$1,170.00 ✓	\$160,352.00 ✓	\$161,522.00 ✓	\$191,019.20
8) Services by others			\$0.00	
			\$0.00	
			\$0.00	
9) Total invoiced for project including this invoice			<del>\$883,413.95</del> <i>JH</i>	
10) Previously Invoiced		<del>\$863,111.95</del>	<i>883,425.12</i>	
11) Payment Due this invoice	<u>\$20,302.00</u> ✓	<i>863,123.12</i>		

I have reviewed the invoice and found it in compliance with "The Simple Guide To Consultant Payments" published on the Consultant Engineering Sharepoint site. The percent of work shown as completed on this invoice matches the attached Progress Report signed by the project engineer.

I certify the costs included in this invoice have been expended and the percent of work shown as completed on this invoice is correct. As the prime consultant, work invoices included in this invoice for work done by others were reviewed and approved.

Approved Local Agency Rep. \_\_\_\_\_ Date: \_\_\_\_\_  
Accepted By: \_\_\_\_\_ Date: \_\_\_\_\_  
Checked \_\_\_\_\_ Date: \_\_\_\_\_

Consultant: ROBINSON ENGINEERING, LTD.  
By / Date: \_\_\_\_\_  
(Name) Aaron E. Fundich, PE  
(Title) Executive Vice President

Distribution: 3 complete packages plus 3 copies of invoice form to Local Agency.



**Cost Plus Fixed Fee  
Direct Cost Summary  
for Period**

Firm Name Material Solutions Laboratory

From: 08/01/20 To: 08/28/20

Local Agency Morton Grove/Niles Water Commission

Invoice No. 850-002-18

Section \_\_\_\_\_

Job No. 28218

Work Order No. \_\_\_\_\_

Project \_\_\_\_\_

County Cook

Item	Max Allowable Rate	Rate	Quantity	Total	Remarks
Overtime Premium (See Personnel Summary)				\$13.25	
Mileage					
Vehicle	\$65.00	\$65.00	0.50	\$32.50	
Standard Proctor		\$250.00			
Cylinder Compressive Strength		\$27.00	3.00	\$81.00	
<b>Total for period</b>				<b>\$126.75</b>	







Illinois Department  
of Transportation

Project: 28218.01.00

Package: SUB

Deliverable: SUB03

Special Invoice # Request: \_\_\_\_\_

Date: 9/10/2020 Project Accountant Sign Off: AC

**LOCAL AGENCY COST PLUS FIXED FEE  
INVOICE**

Date: Sept. 3, 2020 Invoice No. 850-002-18

Work Order No. \_\_\_\_\_

To: Mr. Jared Hamilton  
Stanley Consultants  
8501 West Higgins Road  
Suite 730  
Chicago, IL 60631

From: Material Solutions Laboratory  
Firm Address: 1040 Bonaventure Drive  
Elk Grove Village, IL 60007

Local Agency Morton Grove/Niles Water Commission  
Section \_\_\_\_\_  
Job 28218  
Phase \_\_\_\_\_

Project \_\_\_\_\_  
County Cook  
Route \_\_\_\_\_

Consultant's Job Number

For Professional Services performed as set forth in the Agreement dated: February 27, 2018  
& Supplemental Agreement(s) dated: \_\_\_\_\_

1) Invoice Period From: 08/01/20 To: 08/28/20

	This Invoice	Previously Invoiced	Earned to Date	Max allowable
2) Maximum Payable				\$472,594.55 ✓
3) Direct Salaries	\$223.33 ✓	\$131,582.44 ✓	\$131,805.77 ✓	\$133,397.00 ✓
4) QC/QA	\$0.00		\$0.00	
5) Payroll & Overhead				
this invoice	\$373.85 ✓	\$212,928.55 ✓	\$213,302.40 ✓	\$215,966.12 ✓
average		<u>167.4000%</u>		<u>161.83%</u>
6) Fixed Fee = 1.5160%	\$974.60 ✓	\$63,312.84 ✓	\$64,287.44 ✓	\$64,287.56 ✓
7) Direct Costs Prime	\$126.75 ✓	\$57,610.26 ✓	\$57,737.01 ✓	\$58,943.87 ✓
8) Services by others			\$0.00	
			\$0.00	
			\$0.00	
9) Total invoiced for project including this invoice			<u>\$467,132.62</u> ✓	
10) Previously Invoiced		<u>\$465,434.09</u> ✓		
11) Payment Due this invoice	<u>\$1,698.53</u> ✓			

I have reviewed the invoice and found it in compliance with "The Simple Guide To Consultant Payments" published on the Consultant Engineering Sharepoint site. The percent of work shown as completed on this invoice matches the attached Progress Report signed by the project engineer.

I certify the costs included in this invoice have been expended and the percent of work shown as completed on this invoice is correct. As the prime consultant, work invoices included in this invoice for work done by others were reviewed and approved.

Approved Local Agency Rep. \_\_\_\_\_ Date: \_\_\_\_\_

Consultant: Material Solutions Laboratory

Accepted By: \_\_\_\_\_ Date: \_\_\_\_\_

By / Date: Sam Kukadia 9/4/20

Checked: \_\_\_\_\_ Date: \_\_\_\_\_

(Name) Sam Kukadia  
(Title) CEO

Distribution: 3 complete packages plus 3 copies of invoice form to Local Agency.

*Approved*  
*[Signature]*









**Illinois Department  
of Transportation**

**Cost Plus Fixed Fee  
Direct Cost Summary  
for Period**

Firm Name Tecma Associates, Inc.

From: 10/26/19 To: 11/29/19

PTB/Item # \_\_\_\_\_  
Route Morton Grove/Niles Construction Engineering  
Section \_\_\_\_\_  
County \_\_\_\_\_  
Job No. 28218

Invoice No. 15-28218

Item	Max Allowable Rate	Rate	Quantity	Total	Remarks
Overtime Premium (See Personnel Summary)				\$0.00	
Mileage					
Vehicle	\$65.00	\$65.000			
Burneo : 2011 White Tucson		\$65.000			
Hyundai , LP# N238914					
Schick: 2014 White jeep patriot LP# S325485		\$65.000	1.00	\$65.00	
<b>Total for period</b>				<b>\$65.00</b>	



Project: 28218.01.00  
 Package: SUB  
 Deliverable: SUB07  
 Special Invoice # Request: \_\_\_\_\_  
 Date: 9/10/2020 Project Accountant Sign Off: AC

**COST PLUS FIXED FEE INVOICE**

Invoice No. 15-28218

Date: 08-Sep-20

To: Stanley Consultants, Inc.  
 8501 West Higgins Road  
 Suite 730  
 Chicago, Illinois 60631  
 Attn: Mr. Jared Hamilton, P.E.

From: Tecma Associates, Inc.  
 Firm Address: 5519 N. Cumberland Ave.  
 Suite 1010  
 Chicago, IL 60656

PTB / Item #	Project	Consultant's Job Number
Route	County	
Section	Job No. <u>28218</u>	
Phase		
Agreement		
Authorized <u>02/26/18</u>	Advertised DBE Goal <u>100.00%</u>	
	Current DBE Utilization <u>100.00%</u>	Overhead Rate <u>94.64%</u>

1) Invoice Period From: 10/26/19 To: 11/29/19

	This Invoice	Previously Invoiced Prev. Inv. Date	Earned to Date	Max allowable
2) Maximum Payable		<u>10/30/19</u>		<u>\$342,347.25</u> ✓
3) Phase I/II Labor		<u>\$266,661.69</u> ✓	<u>\$267,268.97</u> ✓	<u>\$270,422.92</u> ✓
Payroll	<u>\$312.00</u> ✓			
Overhead	<u>\$295.28</u> ✓			
4) Phase III Labor		<u>0.00</u>	<u>\$0.00</u>	<u>\$0.00</u>
Payroll	<u>\$0.00</u>			
Overhead	<u>\$0.00</u>			
5) Fixed Fee = 100.0000%	<u>\$691.58</u> ✓	<u>\$43,358.09</u> ✓	<u>\$44,049.67</u> ✓	<u>\$44,049.67</u> ✓
6) Direct Costs Prime	<u>\$65.00</u> ✓	<u>\$26,942.50</u> ✓	<u>\$27,007.50</u> ✓	<u>\$27,874.66</u> ✓
7) Services by others DBE (Y/N)			<u>\$0.00</u>	
			<u>\$0.00</u>	
			<u>\$0.00</u>	
8) Total invoiced for project including this invoice			<u>\$338,326.14</u> ✓	<u>98.83%</u>
9) Previously Invoiced		<u>\$336,962.28</u> ✓		
10) Payment Due this invoice	<u>\$1,363.86</u> ✓			

I have reviewed the invoice and found it in compliance with "Invoicing Procedure Guide for Project Managers" published on the Preliminary Engineering SharePoint site. The percent of work shown as completed on this invoice matches the attached Progress Report signed by the project engineer.

I certify the costs included in this invoice have been expended in accordance with the applicable consultant agreement and the percent of work shown as completed on this invoice is correct. As the prime consultant, work invoices included in this invoice for work done by others were reviewed and approved.

Approved by IDOT PM: \_\_\_\_\_ Date: \_\_\_\_\_  
 Checked \_\_\_\_\_ Date: \_\_\_\_\_

Consultant: Tecma Associates, Inc.  
 By / Date: Mona Sales, 9/9/20  
 (Name)  
 (Title) Human Resource Director

For Subconsultant's Invoice:

Approved By: \_\_\_\_\_  
 Prime Consultant Stanley Consultants, Inc.

Post Seq	Batch Name	ID	Date	VehicleNo	DriverName	MemberNo	ProjectNo	StartingMi	EndingMile	Trip Distance
506	SV 8/7/20 VTL	50605	07/30/2020	C110	Hamilton, Jared	8350	28218.01.00-EXP-EXP01	42300	42389	89
506	SV 8/7/20 VTL	50984	08/05/2020	C110 1/2	Hamilton, Jared	8350	28218.01.00-EXP-EXP01	42389	42475	86
506	SV 8/7/20 VTL	51056	08/06/2020	C110	Hamilton, Jared	8350	28218.01.00-EXP-EXP01	42475	42552	77
968	SV 8/19/20 VTL	51467	08/13/2020	C110	Hamilton, Jared	8350	28218.01.00-EXP-EXP01	42,552.0	42,653.0	101.0
968	SV 8/19/20 VTL	51525	08/14/2020	C110	Hamilton, Jared	8350	28218.01.00-EXP-EXP01	42,653.0	42,743.0	90.0
968	SV 8/19/20 VTL	51767	08/18/2020	C110 1/2	Hamilton, Jared	8350	28218.01.00-EXP-EXP01	42,743.0	42,818.0	75.0
968	SV 8/19/20 VTL	51858	08/20/2020	C110	Hamilton, Jared	8350	28218.01.00-EXP-EXP01	42,818.0	42,910.0	92.0
1136	SV 8/29/20 VTL	52366	08/26/2020	C110 1/2	Hamilton, Jared	8350	28218.01.00-EXP-EXP01	42910	42997	87
1136	SV 8/29/20 VTL	52367	08/27/2020	C110	Hamilton, Jared	8350	28218.01.00-EXP-EXP01	42997	43073	76

Project	28218.01.00	MGNWC Construction Engineering	Invoice	0225606		
BC-7						
09277	Colby, Michael	7/28/2020	1.50	31.59	47.39	
	CNT 7 construction engineering; IEPA SRF					
09277	Colby, Michael	7/29/2020	1.50	31.59	47.39	
	Motor heater and temp sensor, bypass logic					
09277	Colby, Michael	8/3/2020	1.50	31.59	47.39	
	Review MGNWC 6 month operating performance spreadsheet for Bill.					
09277	Colby, Michael	8/5/2020	2.00	31.59	63.18	
	Second review of 6 month performance spreadsheet, 2018-2019 project cost summary					
09277	Colby, Michael	8/12/2020	1.00	31.59	31.59	
	IEPA SRF management, Contract 4 emergency plan review					
09277	Colby, Michael	8/13/2020	1.00	31.59	31.59	
	IEPA SRF management' CNT 4 emergency plan sketch					
09277	Colby, Michael	8/20/2020	.50	31.59	15.80	
	IEPA SRF management					
09277	Colby, Michael	8/24/2020	1.00	31.59	31.57	
	NAPS logic discussion					
09277	Colby, Michael	8/27/2020	1.00	31.59	31.59	
	IEPA SRF request #26					
	Totals		91.00		6,422.67	
	<b>Total Labor</b>			<b>2.5617 times</b>	<b>6,422.67</b>	<b>16,452.95</b>
					<b>Total this Package</b>	<b>\$16,452.95</b>

Package	SUB	Sub Consultants		
<b>SubConsultants</b>				
Subconsultant				
AP 4275663	8/29/2020	TECMA ASSOCIATES INC / 10/26/2019 - 11/29/2019		1,363.86
AP 4275672	8/29/2020	MATERIAL SOLUTIONS LABORATORY / 08/01/2020 - 08/28/2020		1,698.53
<b>Total SubConsultants</b>				<b>3,062.39</b>
			<b>Total this Package</b>	<b>\$3,062.39</b>

Package	SUS	Supplement Subs		
<b>SubConsultants</b>				
Subconsultant				
AP 4276064	8/29/2020	ROBINSON ENGINEERING LTD / 08/01/2020 - 08/28/2020		20,302.00
<b>Total SubConsultants</b>				<b>20,302.00</b>
			<b>Total this Deliverable</b>	<b>\$20,302.00</b>
			<b>Total this Package</b>	<b>\$20,302.00</b>
			<b>Total this Project</b>	<b>\$40,304.84</b>
			<b>Total this Report</b>	<b>\$40,304.84</b>

# Billing Backup

Tuesday, September 29, 2020

Stanley Consultants, Inc.

Invoice 0225606 Dated 9/26/2020

10:31:55 AM

Package	EXP	Expenses		
Deliverable	EXP01	Expenses		
<b>SubConsultants</b>				
Subconsultant				
JE 0000001	8/29/2020	Vehicle Days - Hamilton 7.5 Days @ \$65/day	487.50	
<b>Total SubConsultants</b>			<b>487.50</b>	<b>487.50</b>
			<b>Total this Deliverable</b>	<b>\$487.50</b>
			<b>Total this Package</b>	<b>\$487.50</b>

Package	PM1	Program Management			
<b>Professional Personnel</b>					
			<b>Hours</b>	<b>Rate</b>	<b>Amount</b>
BC-21					
08350	Hamilton, Jared	7/27/2020	2.00	78.37	156.74
08350	Hamilton, Jared	7/28/2020	2.00	78.37	156.74
08350	Hamilton, Jared	7/29/2020	2.00	78.37	156.74
08350	Hamilton, Jared	7/30/2020	6.00	78.37	470.22
08350	Hamilton, Jared	7/31/2020	3.00	78.37	235.11
08350	Hamilton, Jared	8/3/2020	2.00	78.37	156.74
08350	Hamilton, Jared	8/4/2020	1.00	78.37	78.37
08350	Hamilton, Jared	8/5/2020	4.00	78.37	313.48
08350	Hamilton, Jared	8/6/2020	6.00	78.37	470.22
08350	Hamilton, Jared	8/7/2020	2.00	78.37	156.74
08350	Hamilton, Jared	8/10/2020	1.00	78.37	78.37
08350	Hamilton, Jared	8/11/2020	2.00	78.37	156.74
08350	Hamilton, Jared	8/12/2020	2.00	78.37	156.74
08350	Hamilton, Jared	8/13/2020	5.00	78.37	391.85
08350	Hamilton, Jared	8/14/2020	5.00	78.37	391.85
08350	Hamilton, Jared	8/17/2020	1.50	78.37	117.56
08350	Hamilton, Jared	8/18/2020	2.50	78.37	195.93
08350	Hamilton, Jared	8/19/2020	1.00	78.37	78.37
08350	Hamilton, Jared	8/20/2020	6.00	78.37	470.22
08350	Hamilton, Jared	8/21/2020	4.00	78.37	313.48
08350	Hamilton, Jared	8/24/2020	2.00	78.37	156.73
08350	Hamilton, Jared	8/25/2020	1.00	78.37	78.37
08350	Hamilton, Jared	8/26/2020	4.00	78.37	313.48
08350	Hamilton, Jared	8/27/2020	5.00	78.37	391.85
08350	Hamilton, Jared	8/28/2020	3.00	78.37	235.11
BC-13					
08235	Warren, Scott	7/31/2020	1.00	55.91	55.91
Review/find solution for motor temp switch issue.					
BC-9					
09302	Stephens, Katherine	8/19/2020	2.00	35.38	70.76
meeting prep (prev notes done, sent, agenda)					
09302	Stephens, Katherine	8/20/2020	2.00	35.38	70.76
meeting and post meeting tasks (minutes done, followups done)					

# TPB Professional Consulting

# INVOICE

5823 Capulina Ave  
Morton Grove, IL 60053  
(847) 521-6366

INVOICE #	00640
INVOICE DATE	10/9/20
TERMS	Net 30

**BILL TO:**  
Morton Grove Niles Water Commission

Hours	DESCRIPTION	Hourly Wage	AMOUNT
10.0	Website & Newsletter Management	\$45.00	\$450.00
		SUBTOTAL	\$450.00
			\$450.00
			PAY THIS AMOUNT

**MAKE ALL CHECKS PAYABLE TO:**  
TPB Professional Consulting  
5823 Capulina Ave  
Morton Grove, IL 60053

ANNUAL OPERATING FUND ACCOUNT

October 2020



Statement date: 9/17/2020

**NOTICE OF PAYMENT DUE**

**PAYMENT IS DUE:** 11/15/2020

**TOTAL AMOUNT CURRENTLY DUE:** \$2,330,185.82

Current Principal Due: 1,655,742.08

Current Interest Due: 674,443.74

Water Revolving Fund - Drinking Water Project Project: L17-5513

Bill Number: 2 (Billed semiannually)

Borrower:

Morton Grove-Niles Water Commission  
1000 Civic Center Drive  
Niles, IL 60714-0000

Lender:

Illinois Environmental Protection Agency  
Bureau of Water  
Infrastructure Financial Assistance Section

**CURRENT LOAN STATUS**

Loan disbursements: 76,888,514.83  
Construction period interest: 1,275,848.04  
Net amount financed: 78,164,362.87

**REPAYMENT STATUS**

Principal: 1,523,028.79  
Repayment interest paid: 639,246.85  
Total amount repaid: 2,162,275.64

Your next bill is currently estimated to total \$2,392,316.71 and it will be due on 5/15/2021.  
Additional disbursements totaling \$1,991,598.99 have not been included in the billing cycle as of 9/17/2020.  
Pledged to Bond Sale:

Questions may be directed to the Illinois EPA Infrastructure Financial Assistance Section at (217) 782-2027. Please notify us of any address changes.

**PAYMENT INSTRUCTIONS**

1. Include a copy of this billing with your repayment to ensure proper credit.
2. Do not include any other Agency fee payments with this repayment.

**Mail payment to:**

Illinois Environmental Protection Agency  
c/o Amalgamated Bank of Chicago  
P.O. Box 94438  
Chicago, Illinois 60690-4438

**Electronic payment include the following:**

Amalgamated Bank of Chicago  
ABA #071003405  
CREDIT DDA #: 150002305  
Attn.: Corporate Trust  
REF: IEPA/WRF 270

**PAYMENT IS DUE:** 11/15/2020

Water Revolving Fund - Drinking Water Project

**TOTAL AMOUNT CURRENTLY DUE:** \$2,330,185.82

Project: L17-5513

Bill number: 2 (Billed semiannually)

## DEBT SERVICE NOTICE

FUNDS DUE FOR BOND ISSUE 6721

MORTON GRV-NILES WTRCOM  
1000 CIVIC CENTER DRIVE  
NILES IL 60714

MORTON GROVE-NILES WATER COMMISSION G.O  
WATER BONDS (ALT REV SOURCE)  
SERIES 2018A

Administrator: ANN LONGINO 312-822-3187

**Debt Service 12/01/2020**

<b>Interest Due:</b>	\$	<b>518,675.00</b>
<b>Principal Due:</b>	\$	<b><u>0.00</u></b>
<b>*Total Debt Service Due:</b>	\$	<b>518,675.00</b>

Please remit payment via WIRE/ACH/CHECK:

**Wire Instructions:**

ABA #: 071003405  
DDA ACCT #: 150002305  
REF: 1856721002 MORTONGRVNIL  
ATTN: ANN LONGINO 312-822-3187

**ACH Instructions:**

ABA #: 071003405  
ACCT #: 150002305  
TITLE OF ACCT: 1856721002 MORTONGRVNIL

**Mailing Address:**

Amalgamated Bank of Chicago  
Attn: Corporate Trust  
P.O. Box 800  
Chicago, IL 60690  
ATTN: ANN LONGINO 312-822-3187

**Overnight Mailing Address:**

Amalgamated Bank of Chicago  
Attn: Corporate Trust  
30 North LaSalle - 38th Floor  
Chicago, IL 60602  
ATTN: ANN LONGINO 312-822-3187

*Wires must be received by 10:00 AM Central Time on the Payment Due Date.  
Checks must be received 5 business days prior to Payment Due Date*

*IMPORTANT NOTICE: Amalgamated Bank of Chicago has calculated the amounts due and the due date reflected above and believes the information to be accurate. However, in the event of a discrepancy between this notice and the terms of the documents that govern your transactions, the terms of the governing documents control. If you believe this notice may not be correct, please contact us immediately.*



MORTON GROVE NILES WATER  
COMMISSION  
1000 CIVIC CENTER DR  
NILES, IL 60714-3229

Page 1 of 2  
Account Number 847 965-8381 412 7  
Billing Date Sep 19, 2020

Web Site att.com

Invoice Number 847965838109

# Monthly Statement

Aug 20 - Sep 19, 2020

## Bill-At-A-Glance

Previous Bill	6.26
Payment Received 9-01 - Thank You!	102.09CR
Adjustments	.00
Balance	95.83CR
Current Charges	96.82
<b>Total Amount Due</b>	<b>\$ .99</b>
Amount Due in Full by	Oct 12, 2020

## Billing Summary

Online: att.com/myatt

<b>Plans and Services</b>	92.81
1-877-438-0041	
Repair Service:	
1-877-888-5622	
<b>AT&amp;T Long Distance</b>	4.01
1-877-438-0041	
<b>Total of Current Charges</b>	<b>96.82</b>

## News You Can Use Summary

- PREVENT DISCONNECT
  - LONG DISTANCE INFO
  - PAPERLESS BILLING
  - WHITE PAGES (WP)
  - LOCAL TOLL INFO
  - FEE DESCRIPTIONS
  - COST ASSESSMENT CHRG
- See "News You Can Use" for additional information.

Return bottom portion with your check in the enclosed envelope.

## AT&T Benefits

• Total AT&T Savings 284.64

## Plans and Services

<b>Monthly Service - Sep 19 thru Oct 18</b>	
<b>Bus Local Calling Unlimited B</b>	65.00
Business Usage Serv	
Line Charge	
Unlimited Local Usage	
Calling Name Display	
Caller Identification	

By choosing Bus Local Calling Unlimited B, you are saving \$284.64 over the cost of the same services purchased separately.

Federal Access Charge 7.29  
**Total Monthly Service 72.29**

## Local Calls

**Unlimited Local Usage Plan Summary**  
76 Call(s) billed at no charge per call .00

## Surcharges and Other Fees

9-1-1 Emergency System	
Billed for Morton Grove	1.50
State Infrastructure Maintenance Fee	.38
State Additional Charges	.07
Federal Universal Service Fee	1.93
IL Universal Service Fee	1.74
IL Telecom Relay Svc and Eqp	.02
Cost Assessment Charge	2.67
<b>Total Surcharges and Other Fees</b>	<b>8.31</b>

## Taxes

Federal at 3%	2.22
Illinois at 7%	5.38
Municipal Telecommunications Tax	4.61
<b>Total Taxes</b>	<b>12.21</b>

**Total Plans and Services 92.81**

## AT&T Long Distance

Message Regarding Terms & Conditions:  
To view your Terms & Conditions for AT&T Long Distance, access www.att.com/servicepublications or call AT&T at the toll free number on your bill.

Local Services provided by AT&T Illinois, AT&T Indiana, AT&T Michigan, AT&T Ohio or AT&T Wisconsin based upon the service address location.

GO GREEN - Enroll in paperless billing.



**DUE BY: Oct 12, 2020 \$ .99**



Billing Date Sep 19, 2020

Account Number **847 965-8381 412 7**  
Please include your account number on your check.

MORTON GROVE NILES WATER  
COMMISSION  
1000 CIVIC CENTER DR  
NILES, IL 60714-3229

Make Checks Payable to:  
AT&T  
PO BOX 5080  
CAROL STREAM IL 60197-5080



7847096508381412082870020061000000958300000000990000000000



MORTON GROVE NILES WATER  
 COMMISSION  
 1000 CIVIC CENTER DR  
 NILES, IL 60714-3229

Page 2 of 2  
 Account Number 847 965-8381 4127  
 Billing Date Sep 19, 2020  
 Invoice Number 847965838109

**AT&T Long Distance**

**Invoice Summary**

(as of September 06, 2020)

**Current Charges**

Service Charges	3.00
Credits and Adjustments	.00
Call Charges	.00
Surcharges and Other Fees	.56
Taxes	.45
<b>Total Invoice Summary</b>	<b>4.01</b>

**Service Charges**

**Monthly Service Charges**

Type of Service	Period	Qty	
1. BUS CLING	09/05-10/04	1	3.00
<b>Total Monthly Service Charges</b>			<b>3.00</b>

**Total Service Charges 3.00**

**Surcharges and Other Fees**

2. Federal Regulatory Fee	.11
3. Federal Universal Service Fee	.38
4. IL State Infrastructure Maintenance Fee Recov	.02
5. IL USF Surcharge	.05
<b>Total Surcharges and Other Fees</b>	<b>.56</b>

**Taxes**

6. Federal	.00
7. State	.24
8. Municipal	.21
9. Non Home State	.00
<b>Total Taxes</b>	<b>.45</b>

**Total Invoice Charges 4.01**

**Total AT&T Long Distance 4.01**

**News You Can Use**

**PREVENT DISCONNECT**

Thank you for being a valued customer. It is important to inform you that all charges must be paid each month to keep your account current and prevent collection activities. In addition, please be aware that we are required to inform you of certain charges that MUST be paid in order to prevent interruption of basic local service. These charges are already included in the Total Amount Due and are \$.99.

**LOCAL TOLL INFO**

Our records show that you have AT&T Long Distance or a company that resells services of AT&T Long Distance as your carrier for local toll service.

**News You Can Use - Continued**

**LONG DISTANCE INFO**

Our records indicate that you have chosen not to have a long distance company.

**FEE DESCRIPTIONS**

The Administrative Expense Fee recovers a portion of AT&T's internal costs associated with the Federal Communications Commission's Universal Service Fund and related programs. The Federal Regulatory Fee recovers amounts paid to the federal government for regulatory costs and telecommunications services for the hearing impaired, and costs associated with local number portability administration. These fees are not taxes or charges that the government requires AT&T to collect from its customers.

**PAPERLESS BILLING**

Want to stop receiving paper bills and enjoy the convenience of paperless billing? Enroll at [att.com/paperless](http://att.com/paperless).

**COST ASSESSMENT CHRG**

AT&T charges you this monthly per line amount to recover its ongoing costs incurred for property taxes and supporting the administration of local number portability, a government program that enables customers to retain their telephone number when changing service providers. This fee is not a tax or charge that the government requires AT&T to collect from its customers.

**WHITE PAGES (WP)**

The AT&T WP directory will move to digital format only beginning with November 2020 publications. You may receive a printed directory for your area until such time as it moves to digital only. A free digital version of the directory can be accessed online at [www.therealyellowpages.com](http://www.therealyellowpages.com). Questions? Please call us at the toll free number on your bill.



1398.009.081856.01.01.0000000 NNNNNNNY 002419.002419

© 2006 AT&T Knowledge Ventures. All rights reserved.

MORTON GROVE NILES WATER  
 COMMISSION  
 1000 CIVIC CENTER DR  
 NILES IL 60714-3229  
 1398.9.391.81856 1 AV 0.389 Mailed by date Sep 21, 2020 cp



Automatic Control Services

1528 Oswego Road  
Naperville, IL 60540

# Invoice

Date	Invoice #
10/8/2020	4730

<b>Bill To</b>
Village of Niles Accounts Payable 1000 Civic Center Drive Niles, IL 60714

P.O. No.	Terms	Due Date	Project	Project #
210005	Net 30	11/7/2020		

Quantity	Description	Rate	Amount
1	WIN-911/FT, Factory Talk A&E Client	2,235.00	2,235.00
1	Win-911 Interactive	219.00	219.00
1	AB 9701-VWSB100AENE FT View Station SE 100D Lic ESD S/W	4,290.00	4,290.00
Automatic Control Services adheres to the prevailing wage act of Illinois.			
<b>Total</b>			\$6,744.00

Phone	Fax
630-357-1780	630-357-1794

Thank you for choosing Automatic Control Services



13550 S. Route 30, Ste 306  
Plainfield, IL 60544 US  
(630) 357-8385  
bksteam.com

**BILL TO**

William Balling  
Niles/Morton Grove Water  
Commission  
1000 Civic Center Dr  
Niles, IL 60714 United States

**INVOICE B10884**

**DATE 10/01/2020**

**DESCRIPTION**

**QTY RATE AMOUNT**

Monitor & keyboard			140.78
Block Purchase [Nov-1-2020 - Nov-30-2020] Niles/Morton Grove Monthly 10 hr. Block	10	145.00	1,450.00

**TOTAL DUE**

**\$1,590.78**

Please log into our new payment portal  
<http://portal.bksteam.com>  
to view, print and pay your invoices.

A Finance Charge of 1.5% will be assessed on balances over 15 days.



## **Win911 Backup**

PROPOSAL PREPARED FOR Morton Grove - Niles Water Commission

CONTACT BKS TODAY

[WWW.BKSTEAM.COM](http://WWW.BKSTEAM.COM)

630.357.8385

Date: July 29, 2020  
 Services: Win911 Backup  
 Customer / Locations: Morton Grove - Niles Water Commission  
 Project Sponsor:  
 Project Engineer: Eric Goll  
 Proposal Number: 07292020NMGW – Win911

## EXECUTIVE SUMMARY

Business Knowledge Systems, LLC (BKS or BKS Systems) will install a backup win911 license on the backup SCADA computer.

## PRICING

Install and configure backup win911 license on backup SCADA computer. BKS estimates that this will take about 2-5 hours to install this.

PRICING TABLE			
Service Description	Qty.	Cost	Total
Install Backup Winn911	5	\$145.00	\$725.00
Win911 Backup Software	1	\$6,744.00	\$6,744.00
			\$0.00
			\$0.00
<b>Hardware Software Total</b>			<b>\$7,469.00</b>

IN WITNESS WHEREOF, the parties have executed this Agreement as of the day and year first below written.

### Acceptance and Authorization:

## ACCEPTANCE SIGNATURES

Morton Grove - Niles Water Commission

Signature

*William R. Balling*

Print Name

WILLIAM R. BALLING

Title

SUPERINTENDENT


Date

8/6/2020

P.O. Number

\_\_\_\_\_





REVERE ELECTRIC  
 8807 187th Street  
 MOKENA, IL 60448  
 312-738-3636  
 Fax 312-738-2725



# Quotation

EXPIRATION DATE	QUOTE NUMBER
07/30/2020	S4176823
REVERE ELECTRIC 8807 187th Street MOKENA, IL 60448 312-738-3636 Fax 312-738-2725	PAGE NO.
	1 of 1

QUOTE TO:

SHIP TO:

AUTOMATIC CONTROL SERVICES  
 1528 OSWEGO RD  
 NAPERVILLE, IL 60540

AUTOMATIC CONTROL SERVICES  
 924 W 75TH ST STE 120 PMB214  
 NAPERVILLE, IL 60565

CUSTOMER NUMBER	CUSTOMER PO NUMBER	JOB NAME / RELEASE NUMBER	SALESPERSON	
870	FT SE & WIN-911		Don Gorecki	
WRITER	SHIP VIA	TERMS	QUOTE DATE	ORDERED BY
Veronica Cedillo	MOK 15	1% 10 DAYS NET30	06/30/2020	William Schmitz
ORDER QTY	DESCRIPTION		UNIT PRICE	EXT PRICE
1ea	AB 9701-VWSB100AENE FT View Station SE 100D Lic ESD S/W		4290.000/ea	4290.00
1ea	WIN-911/FT FACTORYTALK A&E CLIENT *This Product May Be Non-cancellable / Non-Returnable*		2235.000/ea	2235.00
1ea	WIN-911/INTERACTIVE *This Product May Be Non-cancellable / Non-Returnable*		219.000/ea	219.00

Quotation for goods, valid for 30 days, subject to manufacturer price increases or change of contracts and subject to change without notice after 30 days. Availability subject to prior sale. Freight Charges and Applicable taxes extra.

Subtotal	6744.00
S&H Charges	0.00
Amount Due	6744.00

# Invoice

Date: 9/30/2020  
STATEMENT # 2020-009

**BILL TO** Morton Grove Niles  
Water Commission  
1000 Civic Center Dr.  
Niles, Illinois 60714

Customer ID MGNWC

Date	Description	Hourly Rate	Amount
		\$ 40.00	
Sep-20	Excess Base Fee		\$ 200.00
9/23/2020	First draft of 2020-09 Warrant	1.5	\$ 60.00
9/28/2020	Prep Mailing for checks	1.0	\$ 40.00
9/29/2020	Mail out checks	0.25	\$ 10.00
			\$ -
			\$ -
			\$ -
			\$ -
	Hours	2.75	
	<b>Total Invoice</b>		<b>\$ 310.00</b>

Remittance	
<b>Statement #</b>	2020-009
<b>Date</b>	10/31/2020
<b>Amount Due</b>	\$310.00
<b>Amount Enclosed</b>	

Make all checks payable to Cedar Side Investments LLC

*Thank you for your business!*

# CHICAGO METRO FIRE PREVENTION CO.

# INVOICE



PO BOX 566  
 ELMHURST IL 60126  
 P: 630.833.1110  
 F: 630.833.7512  
 ar@cmfp.com

Invoice No: IN00342085  
 Order No: SO00328245  
 Customer PO:  
 Terms: N30

Invoice Date: 09/30/2020  
 Due Date: 10/30/2020  
 Tax Location: IL  
 Amount Due: 1,627.85

<b>BILL TO: 12766</b> MORTON GROVE NILES WATER COMMISSION 1000 CIVIC CENTER DR NILES, IL 60714	<b>WORKSITE: 12767</b> NAGLE AVENUE PUMPING STATION 7900 NAGLE AVE MORTON GROVE, IL 60053
---	--

Authorized By:	Date of Work: 09/30/2020	Technician: 103600, Truck75
Job Number: 201505	Customer Phone: 847-863-7101	Salesman: 105300

Qty	Description	Price	Ext Price	Tax
1	INSTALLATION - Parts & Material	560.63	560.63	44.85
1	INSTALLATION	1,022.37	1,022.37	0.00
Work Notes: INSTALLATION OF AUTOMATIC BURGLAR ALARM SYSTEM DEVICES AS PER EXECUTED AGREEMENT DATED 09/15/20				
		Subtotal	1,583.00	
		Tax	44.85	8.00%
		Total	1,627.85	

PAST DUE BALANCES ARE SUBJECT TO INTEREST AT 1.5% MONTHLY

REMIT TO: CMFP

# Invoice



PO Box 750  
Elmhurst, IL 60126  
Phone: 630-833-1110  
Fax: 630-833-7512

No.	614609	Date of Work		Cust. Order #	
Invoice Date	10/15/2020	JWO		Date Due	11/14/2020

Cust ID MG5259

JOB# /1

**Sold To:**

MORTON GROVE NILES WATER COMM  
1000 CIVIL CENTER DR  
NILES, IL 60714

**Job Name & Location:**

MORTON GROVE NILES WATER COMM  
7900 NAGLE AVE  
MORTON GROVE, IL 60053

QUANTITY		AMOUNT
	QUARTERLY BILLING F/A RADIO MONITOR/MAIN OCTOBER 01, 2020 THRU DECEMBER 31, 2020	210.00
	Total	210.00

Outstanding Balance As Of Invoice Date

Current	31-60	61-90	Over 90
----- 210.00	----- 0.00	----- 0.00	----- 0.00

Total Sales	Taxable Sales	Tax Amount	Shipping Charge	Invoice Total ➡	210.00
210.00	210.00	0.00			



An Exelon Company

Account Number 2699053053

Name MORTON GRV-NILES WATER COMM
Service Location 2551 CHURCH ST EVANSTON
Phone Number 847-863-7101

Table with 2 columns: Description, Amount. Includes Previous Balance (\$7,008.42), Total Payments - Thank You (\$3,460.81), and Amount Due on November 30, 2020 (\$6,562.71).

Issue Date September 30, 2020

Visit ComEd.com

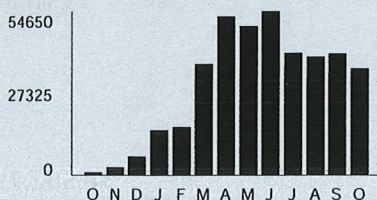
Customer Service / Power Outage

English 1.877.4COMED1 (1.877.426.6331)

Español 1.800.95.LUCES (1.800.955.8237)

Hearing/Speech Impaired 1.800.572.5789 (TTY)

Your Usage Profile 13-Month Usage (Total kWh)



Electric Usage

Table with 2 columns: Month, kWh. Lists usage from Oct-19 to Oct-20, with Oct-20 at 35669 kWh.

Average Daily

Table with 3 columns: Month Billed, kWh, Temp. Shows Last Year (29.4 kWh, 69 Temp), Last Month (1401.4 kWh, 75 Temp), and Current Month (1114.7 kWh, 67 Temp).

Meter Information

Table with 9 columns: Read Dates, Meter Number, Load Type, Reading Type, Previous, Meter Reading Present, Difference, Multiplier X, Usage. Shows readings for 8/28-9/29 for Total kWh and On Pk kW.

Service from 8/28/2020 to 9/29/2020 - 32 Days

Commercial Hourly - 100 kW to 400 kW

Electricity Supply Services

\$1,251.59

Table with 4 columns: Description, kWh, X, Amount. Lists Electricity Supply Charge (35,669 kWh, 736.39), Capacity Charge (0.76 kW, 4.42), Transmission Services Charge (35,669 kWh, 297.12), Misc Procurement Component Chg (35,669 kWh, 35.31), and Purchased Electricity Adjustment (178.35).

Delivery Services - ComEd

\$1,261.63

Table with 4 columns: Description, kWh, X, Amount. Lists Customer Charge (27.14), Standard Metering Charge (13.43), Distribution Facilities Charge (159.36 kW, 7.37000, 1,174.48), IL Electricity Distribution Charge (35,669 kWh, 0.00119, 42.45), and Meter Lease (4.13).

Taxes and Other

\$501.88

Table with 4 columns: Description, kWh, X, Amount. Lists Environmental Cost Recovery Adj (35,669 kWh, 0.00038, 13.55).

For Electric Supply Choices visit pluginillinois.org

(continued on next page)

Return only this portion with your check made payable to ComEd. Please write your account number on your check.



An Exelon Company

To pay by phone call 1-800-588-9477. A convenience fee will apply.

0120776 01 AB 0.416 \*\*AUTO T7 0 1196 60714-322900 -C06-00-P20796-I12



MORTON GRV-NILES WATER COMM
1000 CIVIC CENTER DR
NILES, IL 60714-3229



Account Number 2699053053

Payment Amount

Please pay this amount by 11/30/2020

\$6,562.71



COMED
PO BOX 6111
CAROL STREAM, IL 60197-6111

269905305300065627103356562715



Renewable Portfolio Standard	35,669 kWh	X	0.00189	67.41
Zero Emission Standard	35,669 kWh	X	0.00195	69.55
Energy Efficiency Programs	35,669 kWh	X	0.00175	62.42
Franchise Cost	\$1,254.74	X	2.23700%	28.07
State Tax				114.00
Municipal Tax				146.88

**Total Current Charges** **\$3,015.10**

**Miscellaneous** **\$3,547.61**

Charges from previous bill 3,547.61

**Thank you for your payment of \$3,460.81 on September 3, 2020**

**Total Amount Due** **\$6,562.71**

**Message Center**

**ComEd**

- COMED COVID-19 RESPONSE: For information, visit [ComEd.com/Coronavirus](http://ComEd.com/Coronavirus)
- YOUR COMED BILL: Need help understanding your bill line item definitions? Please visit us at [ComEd.com/UnderstandBill](http://ComEd.com/UnderstandBill) or call 800-334-7661
- BE AWARE, BE PREPARED: Always be mindful of people trying to obtain your personal information such as ComEd account number or information on your bill. We will never ask for personal information or demand payment using prepaid cash cards. Learn more: [ComEd.com/Scams](http://ComEd.com/Scams).
- WAYS TO PAY: Looking for ways to pay your bill? Visit [ComEd.com/PAY](http://ComEd.com/PAY)
- ENVIRONMENTAL DISCLOSURE STATEMENT: ComEd's Environmental Disclosure Statement can now be found online at [ComEd.com/EnvironmentalDisclosure](http://ComEd.com/EnvironmentalDisclosure)
- ILLINOIS COMMERCE COMMISSION CONSUMER DIVISION: The Consumer Services Division is available at 800-524-0795 to help resolve disputes with ComEd. However, customers should contact ComEd before seeking assistance from the ICC.

1196-06-0120776-0001-0044930



10% total recycled fiber

CME906R 03/10



An Exelon Company

Account Number 2540719026

Name MORTON GRV-NILES WATER COMM
Service Location 7900 N NAGLE AVE MORTON GROVE
Phone Number 847-863-7101

Issue Date October 5, 2020

Bill Summary

Table with 2 columns: Description, Amount. Rows include Previous Balance (\$5,275.40), Total Payments - Thank You (\$5,275.40), Amount Due on October 20, 2020 (\$5,109.26).

Visit ComEd.com

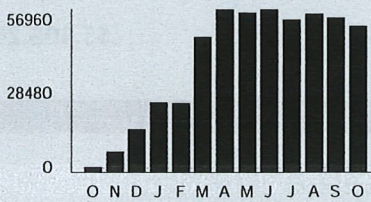
Customer Service / Power Outage

English 1.877.4COMED1 (1.877.426.6331)

Español 1.800.95.LUCES (1.800.955.8237)

Hearing/Speech Impaired 1.800.572.5789 (TTY)

Your Usage Profile 13-Month Usage (Total kWh)



Electric Usage

Table with 2 columns: Month, kWh. Rows from Oct-19 to Oct-20 showing usage values.

Average Daily

Table with 3 columns: Month Billed, kWh, Temp. Rows for Last Year, Last Month, Current Month.

Meter Information

Table with 9 columns: Read Dates, Meter Number, Load Type, Reading Type, Previous, Meter Reading Present, Difference, Multiplier X, Usage. Rows for 9/3-10/5 showing Total kWh and On Pk kW.

Service from 9/3/2020 to 10/5/2020 - 32 Days

Commercial Demand - 100 to 400 kW

Electricity Supply Services

\$3,357.01

Table with 4 columns: Description, kWh, Multiplier, Amount. Rows for Electricity Supply Charge, Transmission Services Charge, Purchased Electricity Adjustment.

Delivery Services - ComEd

\$966.43

Table with 4 columns: Description, kWh, Multiplier, Amount. Rows for Customer Charge, Standard Metering Charge, Distribution Facilities Charge, IL Electricity Distribution Charge.

Taxes and Other

\$706.69

Table with 4 columns: Description, kWh, Multiplier, Amount. Rows for Environmental Cost Recovery Adj, Renewable Portfolio Standard, Zero Emission Standard, Energy Efficiency Programs, Franchise Cost, State Tax.

For Electric Supply Choices visit pluginillinois.org

(continued on next page)

Return only this portion with your check made payable to ComEd. Please write your account number on your check.



An Exelon Company

To pay by phone call 1-800-588-9477. A convenience fee will apply.

0104092 01 AV 0.386 \*\*AUTO T8 0 1199 60714-322900 -C06-00-P04096-I12



MORTON GRV-NILES WATER COMM
1000 CIVIC CENTER DR
NILES, IL 60714-3229



Account Number 2540719026

Payment Amount box

Please pay this amount by 10/20/2020

\$5,109.26



COMED
PO BOX 6111
CAROL STREAM, IL 60197-6111

254071902600051092602945109265



---

Municipal Tax	213.81
<b>Total Current Charges</b>	<b>\$5,030.13</b>
<b>Miscellaneous</b>	<b>\$79.13</b>
Current late payment charge (s) - electric	79.13

**Thank you for your payment of \$5,275.40 on October 1, 2020**

**Total Amount Due \$5,109.26**

**Message Center**

**ComEd**

- COMED COVID-19 RESPONSE: For information, visit [ComEd.com/Coronavirus](http://ComEd.com/Coronavirus)
- YOUR COMED BILL: Need help understanding your bill line item definitions? Please visit us at [ComEd.com/UnderstandBill](http://ComEd.com/UnderstandBill) or call 800-334-7661
- BE AWARE, BE PREPARED: Always be mindful of people trying to obtain your personal information such as ComEd account number or information on your bill. We will never ask for personal information or demand payment using prepaid cash cards. Learn more: [ComEd.com/Scams](http://ComEd.com/Scams).
- WAYS TO PAY: Looking for ways to pay your bill? Visit [ComEd.com/PAY](http://ComEd.com/PAY)
- ENVIRONMENTAL DISCLOSURE STATEMENT: ComEd's Environmental Disclosure Statement can now be found online at [ComEd.com/EnvironmentalDisclosure](http://ComEd.com/EnvironmentalDisclosure)
- ILLINOIS COMMERCE COMMISSION CONSUMER DIVISION: The Consumer Services Division is available at 800-524-0795 to help resolve disputes with ComEd. However, customers should contact ComEd before seeking assistance from the ICC.


1199-06-0104092-0001-0009019



100% total recycled fiber

CME906R 03/10





Water Production Bureau  
 555 Lincoln Street  
 Evanston, Illinois 60201  
 T 847.448.8198  
 F 847.475.8851  
[www.cityofevanston.org](http://www.cityofevanston.org)

## MONTHLY WATER BILL

Morton Grove Niles Water Commission  
 C/O Village of Niles  
 1000 Civic Center Drive  
 Niles, Illinois 60714

Date: 10/9/2020  
 Due Date: 11/9/2020  
 Account No 510.12165

Current bill for 30 days from 09/01/20 to 09/30/20

SY 2020 Return on Rate Base Charge		\$74,466.00
SY 2020 Depreciation Charge		\$9,963.00
SY 2020 Preliminary Quantity Rate	0.36398	
<b>192,396,000</b> Gallons at	0.36398 per 1000 gallons	\$70,028.30

**TOTAL DUE** **\$154,457.30**

### METER READINGS

24" Meter	Date	Reading	Gallons Used
Present	9/30/2020	3,169,672,000	192,396,000
Previous	9/1/2020	2,977,276,000	

**TOTAL GALLONS USED** **192,396,000**

PLEASE RETURN ONE COPY WITH REMITTANCE

**Account Summary for Morton Grove-Niles Water Commission**

<b>Account Number:</b> 31-66-75-4676 1
<b>Meter Number:</b> 5031343
<b>Service Address:</b> 2525 Church St Gen. Evanston
<b>Bill Period:</b> 09/03/20 - 10/05/20 (32 days)
<b>Bill Issue Date:</b> 10/05/20
Total Previous Balance <span style="float:right">\$129.35</span>
Payment Received 09/30/2020 - Thank you! <span style="float:right">-\$129.35</span>
Remaining Balance <span style="float:right">\$0.00</span>
New Charges - Utility <span style="float:right">\$128.40</span>
<b>Total Amount Due by 10/20/2020</b> <span style="float:right"><b>\$128.40</b></span>

**A Message for You**

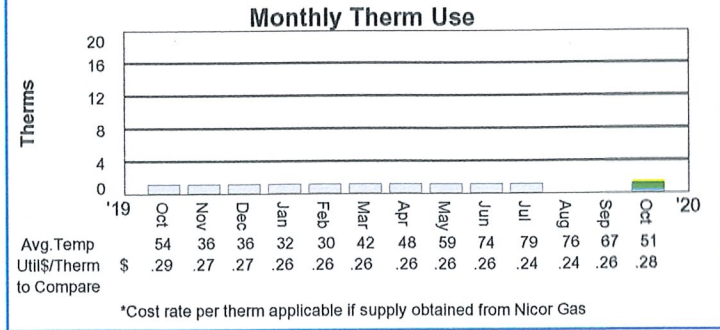
Facing financial hardship? Rest assured we can connect you to available energy assistance funding and/or offer you a flexible payment arrangement to help you pay your bill. Visit [nicorgas.com/COVID-19](http://nicorgas.com/COVID-19).

Your account has been billed to estimated usage for two or more consecutive months. Either the reading did not pass our quality review or we were not able to obtain a reading.

**Monthly Energy Profile**

Current Reading 10/05/20 (Estimated)	Previous Reading 09/03/20 (Estimated)	Usage CCF 1	Pressure Factor 1.116	BTU Factor 1.049	Therms 1.17	Avg. Daily Therms 2019 0.04	Avg. Daily Therms 2020 0.04
35	34						

$CCF \times Pressure \text{ Factor} \times BTU \text{ Factor} = \text{Therms}$



**New Charges - Commercial - Non-Heat**  
Rate 4: Commercial Service

<b>Delivery Charges 09/03/2020 - 10/04/2020</b>	<b>\$121.67</b>
Monthly Customer Charge	\$115.58
First 150 Therms 1.17 @ \$0.131	\$0.15
Environmental Cost Recovery 1.02 @ \$0.0052 =	\$0.01
Government Agency Compensation Adjustment	\$0.50
Franchise Cost Adjustment	\$0.15
Efficiency Program 1.17 @ \$0.0155	\$0.02
Qualified Infrastructure Chrg \$ 96.51 @ 4.65%	\$4.49
Qualified Infrastructure Chrg \$ 13.79 @ 5.62%	\$0.77
<b>Natural Gas Cost</b>	<b>\$0.30</b>
September @ 1.02 Therms x \$0.2583	\$0.26
October @ 0.15 Therms x \$0.2782	\$0.04
<b>Taxes</b>	<b>\$6.43</b>
Municipal Utility Tax for IL - Evanston \$121.97 @ 5.15%	\$6.28
Utility Fund Tax \$121.97 @ 0.1%	\$0.12
State Revenue Tax 1.17 @ \$0.024 =	\$0.03
<b>Total</b>	<b>\$128.40</b>

Please see the reverse side of this bill for additional billing explanations.

Please do not include written inquiries as the stub is processed by machine. Return this portion with your check made payable to Nicor Gas.

Please circle an amount to add a one-time charitable donation to Sharing:

\$5 \$10 \$25 \$50

**Payment Due By**  
**10/20/2020**  
**\$128.40**



PO Box 2020  
Aurora, IL 60507-2020

AB 01 076121 64268 E 254 A  
  
Morton Grove-Niles Water Commission  
1000 Civic Center Dr  
Niles IL 60714-3229

Account Number:  
3166754676 1

Current bill \$128.40 due by 10/20/2020

**PO BOX 5407**  
**CAROL STREAM IL 60197-5407**

076121 1/1



6



<b>Account Summary for Morton Grove-Niles Water Commission</b>	
<b>Account Number: 53-22-55-4739 6</b>	
<b>Meter Number: 4869957</b>	
<b>Service Address: 7900 Nagle Ave Morton Grove</b>	
<b>Bill Period: 09/09/20 - 10/08/20 (29 days)</b>	
<b>Bill Issue Date: 10/12/20</b>	
Total Previous Balance	\$143.22
Payment Received 09/30/2020 - Thank you!	-\$143.22
Remaining Balance	\$0.00
New Charges - Utility	\$143.53
<b>Total Amount Due by 10/27/2020</b>	<b>\$143.53</b>

**A Message for You**

Facing financial hardship? Rest assured we can connect you to available energy assistance funding and/or offer you a flexible payment arrangement to help you pay your bill. Visit [nicorgas.com/COVID-19](http://nicorgas.com/COVID-19).

Your account has been billed to estimated usage for two or more consecutive months. Either the reading did not pass our quality review or we were not able to obtain a reading.

**Monthly Energy Profile**

Current Reading 10/08/20 (Estimated) 538	Previous Reading 09/09/20 (Estimated) 501	Usage CCF 37	Pressure Factor 1.127	BTU Factor 1.049	Therms 43.74	Avg. Daily Therms 2019 1.39	Avg. Daily Therms 2020 1.51
---	--	--------------------	-----------------------------	------------------------	-----------------	--------------------------------------	--------------------------------------

CCF x Pressure Factor x BTU Factor = Therms

**Monthly Therm Use**

Month	Avg. Temp	Util\$/Therm
Oct '19	54	.29
Nov	36	.27
Dec	36	.27
Jan	32	.26
Feb	30	.26
Mar	42	.26
Apr	48	.26
May	59	.26
Jun	74	.24
Jul	79	.24
Aug	76	.26
Sep	67	.26
Oct '20	55	.28

\*Cost rate per therm applicable if supply obtained from Nicor Gas

**New Charges - Commercial - Non-Heat**  
Rate 4: Commercial Service

<b>Delivery Charges 09/09/2020 - 10/07/2020 \$128.64</b>	
Monthly Customer Charge	\$115.63
First 150 Therms 43.74 @ \$0.131	\$5.73
Environmental Cost Recovery 33.18 @ \$0.0052 =	\$0.17
Environmental Cost Recovery 10.56 @ \$0.0032 =	\$0.03
Government Agency Compensation Adjustment	\$0.50
Franchise Cost Adjustment	\$0.23
Efficiency Program 43.74 @ \$0.0155	\$0.68
Tax Cost Adjustment 43.74 @ \$0.0002	\$0.01
Qualified Infrastructure Chrg \$ 87.97 @ 4.65%	\$4.09
Qualified Infrastructure Chrg \$ 27.99 @ 5.62%	\$1.57
<b>Natural Gas Cost \$11.51</b>	
September @ 33.18 Therms x \$0.2583	\$8.57
October @ 10.56 Therms x \$0.2782	\$2.94
<b>Taxes \$3.38</b>	
Municipal Gas Use Tax for IL - Morton Grove 43.74 @ \$0.05 =	\$2.19
Utility Fund Tax \$140.15 @ 0.1%	\$0.14
State Revenue Tax 43.74 @ \$0.024 =	\$1.05
<b>Total</b>	<b>\$143.53</b>

Please see the reverse side of this bill for additional billing explanations.

Please do not include written inquiries as the stub is processed by machine. Return this portion with your check made payable to Nicor Gas.

Please circle an amount to add a one-time charitable donation to Sharing:

\$5 \$10 \$25 \$50

**Payment Due By**  
**10/27/2020**  
**\$143.53**

Account Number:  
5322554739 6

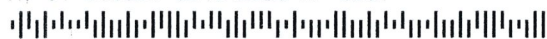
Current bill \$143.53 due by 10/27/2020

**PO BOX 5407**  
**CAROL STREAM IL 60197-5407**



PO Box 2020  
Aurora, IL 60507-2020


AV 01 068336 68434B228 A\*\*5DGT



Morton Grove-Niles Water Commission  
1000 Civic Center Dr  
Niles IL 60714-3229

068336 1/1





Village of Niles  
 1000 Civic Center Drive  
 Niles, IL 60714  
 AccountsReceivable@VNiles.com

Invoice Date: 10/02/2020

Customer Number: 56


Description	Quantity	Price	UOM	Original Bill	Adjusted	Paid	Amount Due
Morton Grove Niles Water Commission	1	\$22,818.75	EACH	\$22,818.75	\$0.00	\$0.00	\$22,818.75

September 2020 Monthly Instalment for MGNWC Operations contract.

IF YOU HAVE ANY QUESTIONS, PLEASE CALL THE VILLAGE OF NILES FINANCE DEPT. MONDAY-FRIDAY 8:30 AM - 5:00 PM 847-588-8000	<b>Invoice Total:</b>	<b>\$22,818.75</b>
--	-----------------------	--------------------

PLEASE RETURN BOTTOM PORTION WITH PAYMENT

Mail your remittance to:




**Village of Niles**  
 Finance Department  
 1000 Civic Center Drive  
 Niles, IL 60714  
 AccountsReceivable@VNiles.com

## INVOICE

Invoice Date	Invoice No.
10/02/2020	691
<b>Customer Number</b>	
56	
<b>Invoice Total Due</b>	
\$22,818.75	
<b>Amount Paid</b>	

56  
 Morton Grove Niles Water Commission  
 1000 Civic Center Drive  
 Niles, IL 60714

**TERMS NET 30 DAYS**



# REQUEST TO BILL

Date: 10/1/2020

Bill To: Morton Grove Niles Water Commission

1000 Civic Center

Niles, IL 60714

Attention: William Balling, MGNWC Superintendent

Description:

Amount:

September Monthly Installment \$ 22,818.75

Dates of Service 9/1/2020 to 9/30/20 \_\_\_\_\_

Please Note this invocie represents higher Julie budget cost. \_\_\_\_\_

Total: \$ 22,818.75

Authorized Signature

"JUST IN TIME" MANAGEMENT SERVICES



412 S. Prindle Avenue  
Arlington Heights, IL 60004  
www.wrbllc.com

Phone: 847-398-8399  
Fax: 847-394-4456  
E-mail: bill@wrbllc.com

**INVOICE 2020- 36**  
**September 2020 Services**

October 15, 2020

Mr. Steven Vinezeano, Chairman  
Morton Grove-Niles Water Commission  
c/o Village of Niles  
1000 Civic Center Drive  
Niles, Illinois 60714

**Re: Professional Services, Superintendent, Morton Grove Niles Water Commission September, 2020**

**Services as Water Commission Superintendent , September 2020 \$4,900.00**

**PLEASE PAY THIS AMOUNT: \$ 4,900.00 THANK YOU**